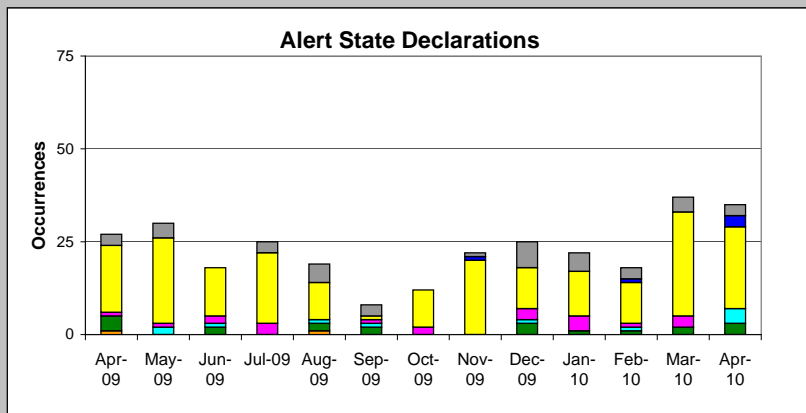


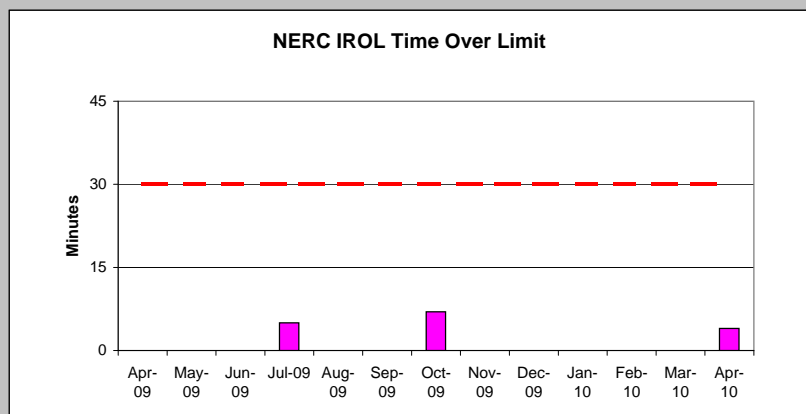
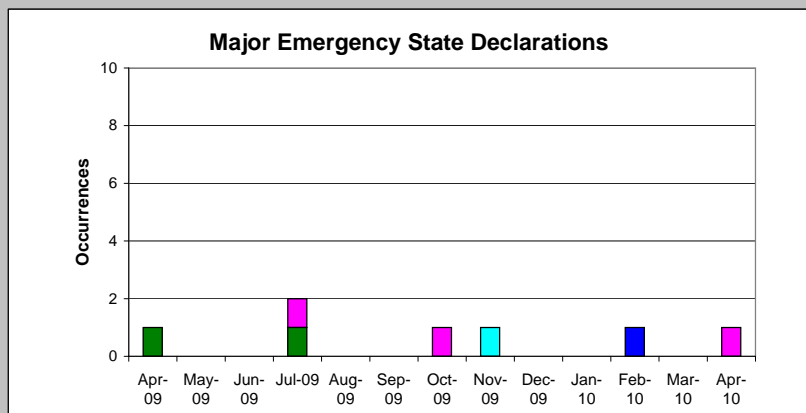
**Report Overview**

All reliability performance metrics are normal.



**System State Declarations**

- ACE Threshold Exceedance
- Adverse Operating Conditions
- Communications Degradation
- Frequency Threshold Exceedance
- Interface Transfer Limit (IROL) Exceedance
- Neighboring System in Voltage Reduction
- Operating Reserve Deficiency
- Thermal Rating Limit (SOL) Exceedance
- Voltage Rating Limit (SOL) Exceedance



**NERC IROL Exceedance**

- IROL Exceedance Time
- IROL Exceedance Time Limit

**Definitions**

**Alert State Declarations:**

The number and causes of Alert State declarations reflect system operating conditions beyond thresholds associated with Normal and Warning States. Declaration of the Alert State allows the NYISO to take corrective actions not available in the Normal and Warning States.

**Major Emergency State Declarations:**

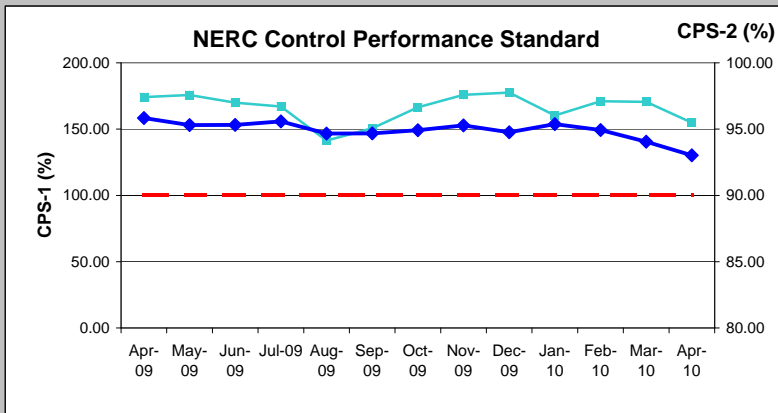
The number and causes of Major Emergency State declarations reflect system operating conditions beyond thresholds associated with the Alert State. Declaration of the Major Emergency State allows the NYISO to take aggressive corrective actions not available in the Alert State.

**NERC IROL Time Over Limit:**

For IROL exceedances leading to a Major Emergency State declarations, the maximum time for which the IROL is exceeded. IROL exceedances that last for more than thirty minutes are considered a NERC non compliance event.

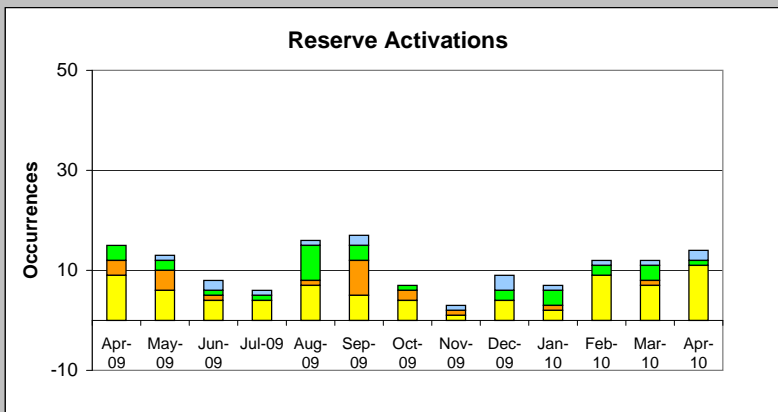
Report Overview

All reliability performance metrics are normal.



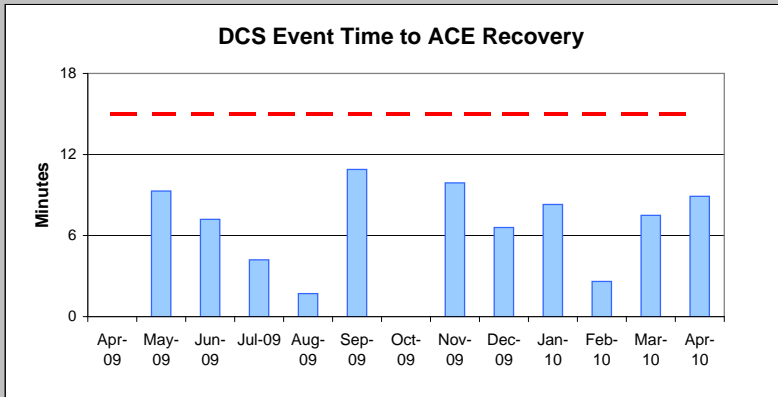
**Control Performance**

- CPS-1
- CPS-2
- - - CPS Limit



**Reserve Activations**

- ACE Not Normal
- NYCA Resource Loss < 500 MW
- NYCA Resource Loss >= 500 MW
- Shared Activation of Reserves



**NERC DCS Events**

- NYISO ACE Recovery Time
- - - NERC DCS - ACE Recovery Time Limit

Definitions

**Control Performance Standards:**

The values of NERC Control Performance Standards (CPS-1 and CPS-2) are indicators of the NYISO Area resource and demand balancing performance.

**Reserve Activations:**

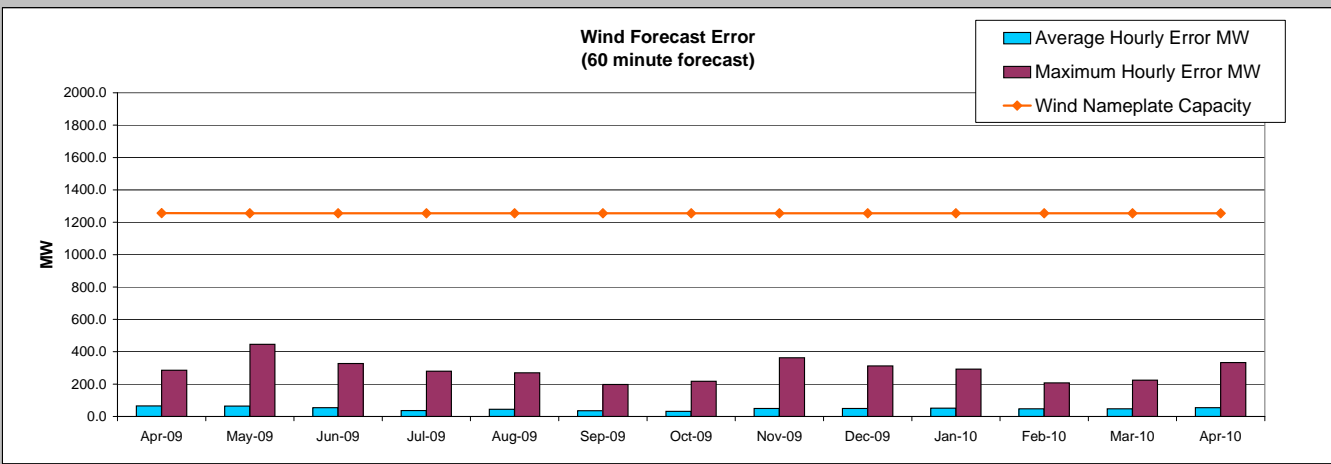
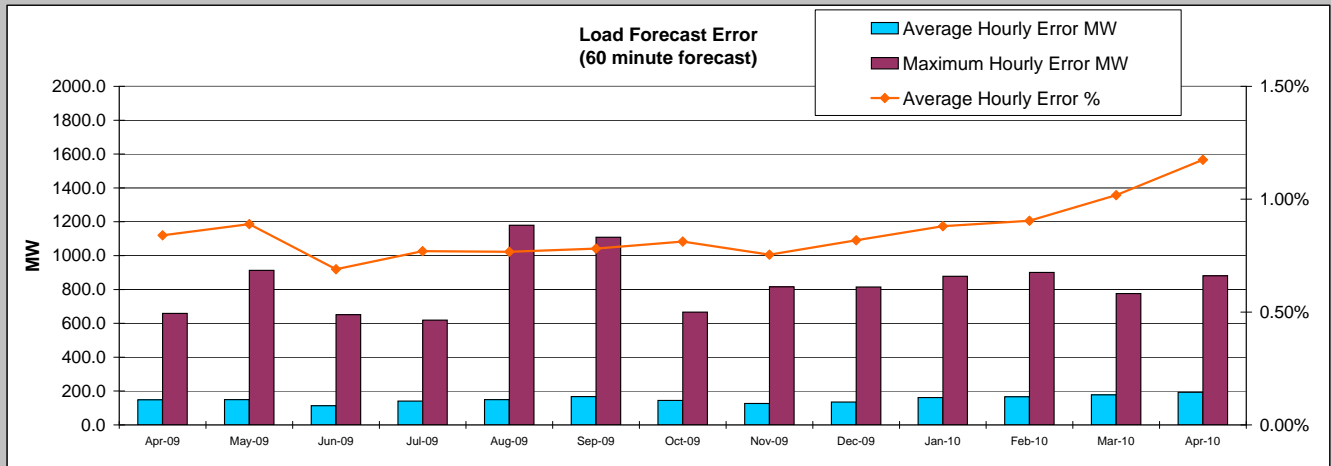
The number and causes of NYISO Reserve Activations are indicators of the need to respond to unexpected operational conditions within the NYISO Area or to assist a neighboring Area (Shared Activation of Reserves) by activating an immediate resource and demand balancing operation.

**NERC Disturbance Control Standard (DCS):**

For the NYISO initiated Reportable Disturbances, the maximum ACE recovery time. Recovery times exceeding the Disturbance Recovery Period of 15 minutes can lead to NERC non-compliance.

Report Overview

No excessive forecasting errors observed.



Definitions

**Load Forecast Error**

Absolute value of the difference between the hourly average actual load demand and the average 60-minute forecast load demand.  
 Average Hourly Error % - Average value of the ratio of hourly average error magnitude to hourly average actual load demand.

**Wind Forecast Error:**

Absolute value of the difference between the hourly average actual wind generation and the average 60-minute forecast wind generation.  
 Wind Nameplate Capacity - Maximum value of installed NYCA wind generator capacity.