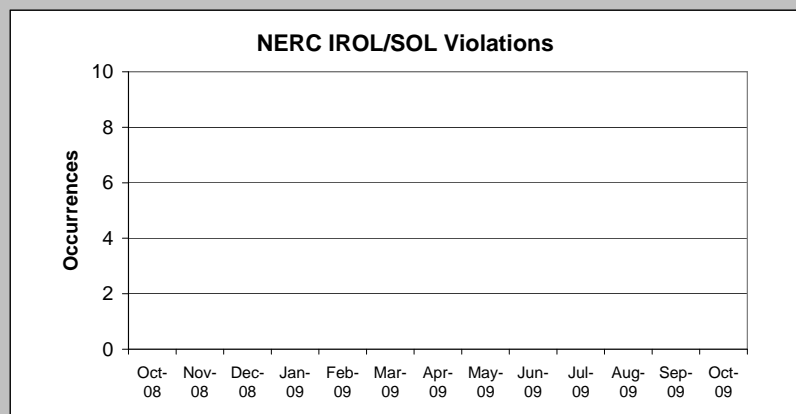
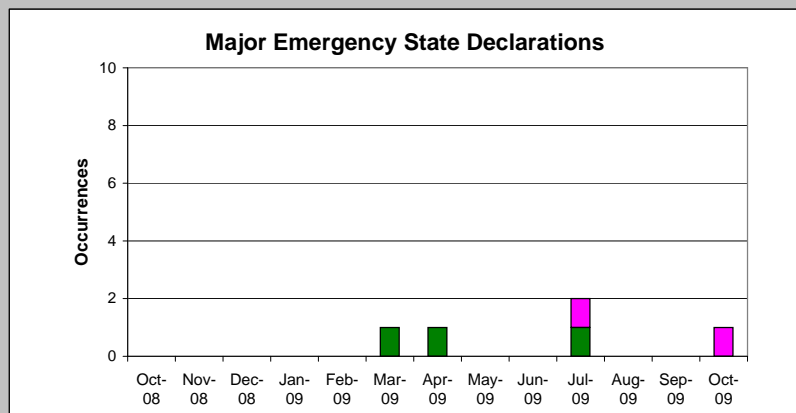
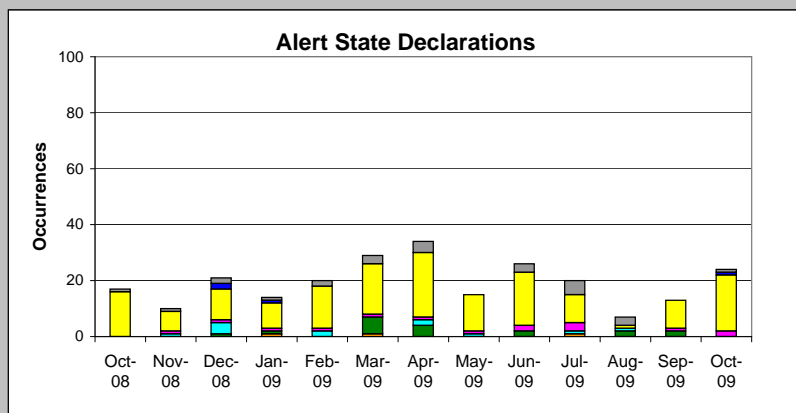


**Report Overview**

All reliability metric performances are normal. Frequency threshold exceedances primarily attributed to interconnection system events outside the NYISO.



### System State Declarations

- ACE Threshold Exceedance
- Adverse Operating Conditions
- Communications Degradation
- Frequency Threshold Exceedance
- Interface Transfer Limit (IROL) Exceedance
- Neighboring System in Voltage Reduction
- Operating Reserve Deficiency
- Thermal Rating Limit (SOL) Exceedance
- Voltage Rating Limit (SOL) Exceedance

### NERC IROL/SOL Violations

- NERC SOL - Thermal Rating Limit
- NERC SOL - Voltage Rating Limit
- NERC IROL - Interface Transfer Limit

**Definitions**

**Alert State Declarations:**

The number and causes of Alert State declarations reflect system operating conditions beyond thresholds associated with Normal and Warning States. Declaration of the Alert State allows the NYISO to take corrective actions not available in the Normal and Warning States.

**Major Emergency State Declarations:**

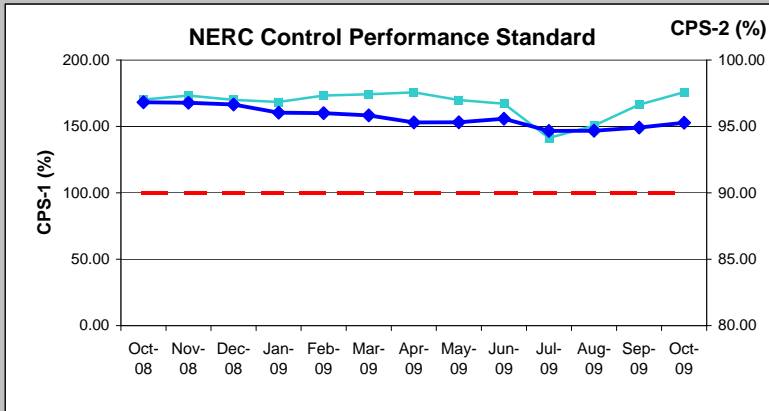
The number and causes of Major Emergency State declarations reflect system operating conditions beyond thresholds associated with the Alert State. Declaration of the Major Emergency State allows the NYISO to take aggressive corrective actions not available in the Alert State.

**NERC IROL/SOL Violations:**

The number and causes of NERC IROL/SOL violations reflect system operating conditions beyond thresholds associated with applicable NERC reliability standards. The NERC IROL/SOL violation thresholds are higher than those defined for the Major Emergency State.

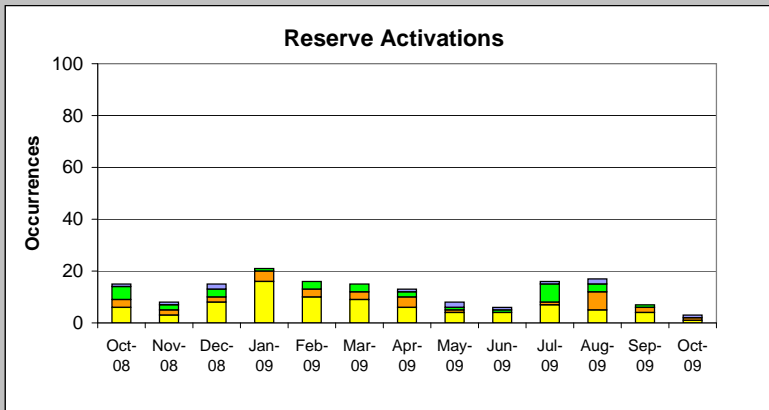
**Report Overview**

All reliability metric performances are normal.



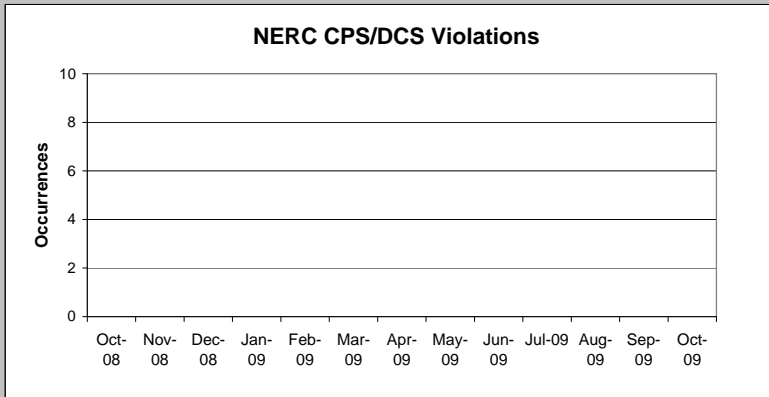
**Control Performance**

	CPS-1
	CPS-2
	CPS Limit



**Reserve Activations**

	ACE Not Normal
	NYCA Resource Loss < 500 MW
	NYCA Resource Loss > 500 MW
	Shared Activation of Reserves



**NERC CPS/DCS Violations**

	NERC CPS-1 - Balancing Standard
	NERC CPS-2 - Balancing Standard
	NERC DCS - ACE Recovery

**Definitions**

**Control Performance Standards:**

The values of NERC Control Performance Standards (CPS-1 and CPS-2) are indicators of the NYISO Area resource and demand balancing performance.

**Reserve Activations:**

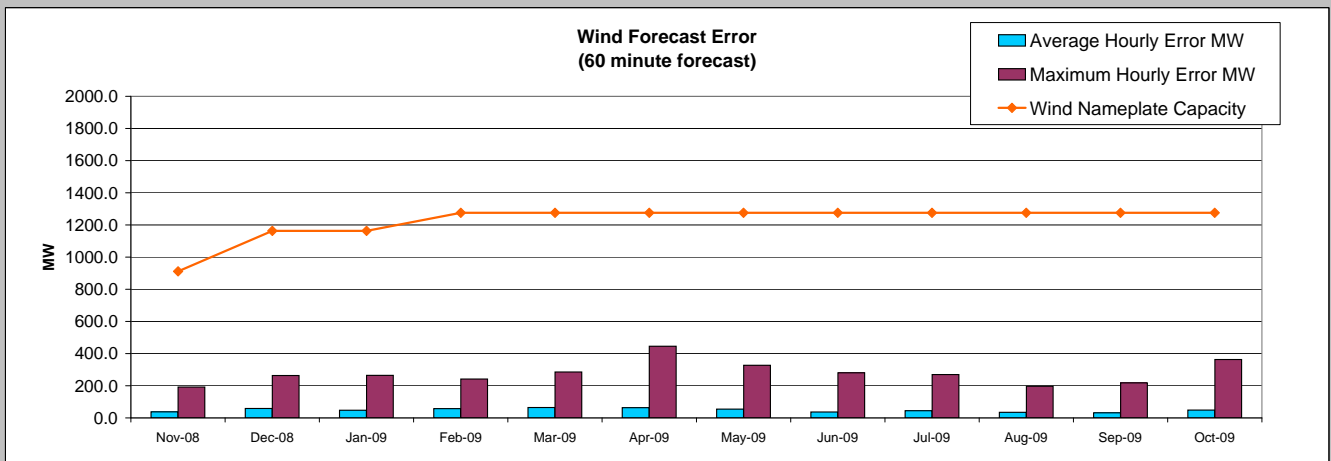
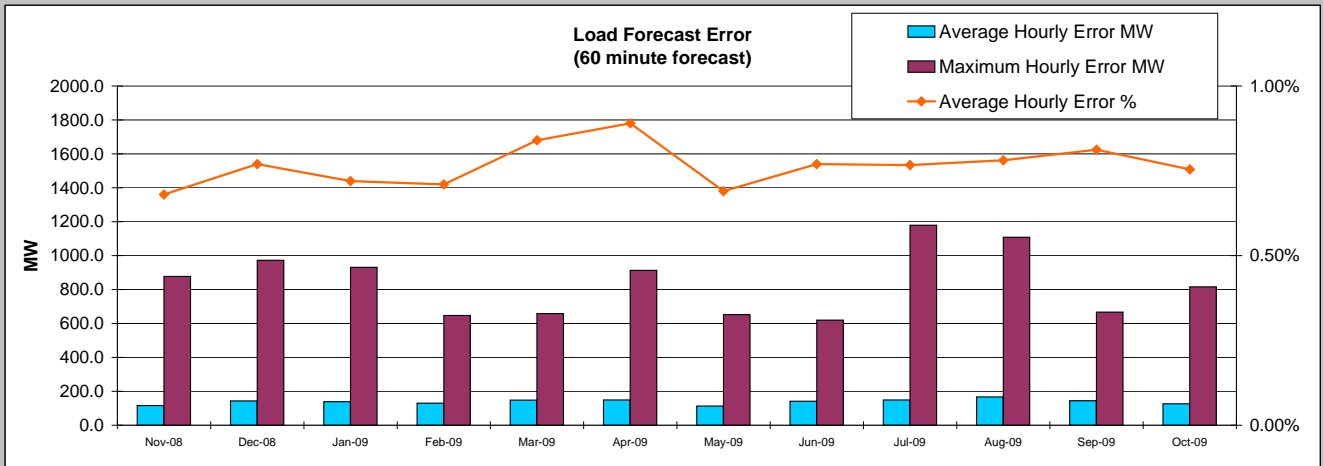
The number and causes of NYISO Reserve Activations are indicators of the need to respond to unexpected operational conditions within the NYISO Area or to assist a neighboring Area (Shared Activation of Reserves) by activating an immediate resource and demand balancing operation.

**NERC Control Performance Standard/Disturbance Control Standard (CPS/DCS) Violations:**

The number and causes of NERC CPS/DCS violations reflect system operating conditions beyond thresholds associated with applicable NERC reliability standards.

Report Overview

No excessive forecasting errors observed.



Definitions

**Load Forecast Error**

Absolute value of the difference between the hourly average actual load demand and the average 60-minute forecast load demand.  
 Average Hourly Error % - Average value of the ratio of hourly average error magnitude to hourly average actual load demand.

**Wind Forecast Error:**

Absolute value of the difference between the hourly average actual wind generation and the average 60-minute forecast wind generation.  
 Wind Nameplate Capacity - Maximum value of installed NYCA wind generator capacity.