

**NEW YORK STATE RELIABILITY COUNCIL, L.L.C.**  
**(“NYSRC”)**  
**POLICY NO. 5-76**

**PROCEDURE FOR ESTABLISHING  
NEW YORK CONTROL AREA  
INSTALLED CAPACITY REQUIREMENTS**

Approved by NYSRC Executive Committee: **June 8, 2012**  
Date Issued: **June 11, 2012**

*Draft – March 25, 2013*

# Table of Contents

SECTION 1: INTRODUCTION .....	3
SECTION 2: OVERVIEW OF THE RELIABILITY CALCULATION PROCESS.....	3
2.1 CALCULATION PROCESS .....	3
2.2 TIMELINE .....	4
2.3 IRM STUDY REPORTING REQUIREMENTS .....	6
SECTION 3: RELIABILITY CALCULATION .....	6
3.1 NYSRC RESOURCE ADEQUACY CRITERION.....	6
3.2 COMPUTER PROGRAM USED FOR RELIABILITY CALCULATION .....	6
3.3 NYCA ZONES AND OUTSIDE WORLD REPRESENTATION.....	8
3.4 CONDUCT OF THE MARS ANALYSIS .....	8
3.4.1 Unified Method for Establishing IRM Requirements.....	9
3.4.2 Base Case IRM Anchoring Methodology .....	
3.5 INPUT DATA AND MODELS.....	10
3.5.1 NYCA Load Model.....	11
3.5.2 NYCA Capacity Model.....	12
3.5.3 Emergency Operating Procedures (EOPs) .....	14
3.5.4 Transmission System Model .....	14
3.5.5 Locational Capacity Requirements .....	14
3.5.6 Outside World Area Load and Capacity Models .....	
3.6 SENSITIVITY ANALYSIS .....	16
3.7 DATA BASE CONFIDENTIALITY .....	16
3.8 DATA BASE QUALITY ASSURANCE .....	17
SECTION 4: RESPONSIBILITIES.....	<b>ERROR! BOOKMARK NOT DEFINED.</b>
4.1 INSTALLED CAPACITY SUBCOMMITTEE.....	<b>ERROR! BOOKMARK NOT DEFINED.</b>
4.2 NYISO.....	<b>ERROR! BOOKMARK NOT DEFINED.</b>
4.3 MARKET PARTICIPANTS .....	<b>ERROR! BOOKMARK NOT DEFINED.</b>
4.4 NYSRC EXECUTIVE COMMITTEE .....	<b>ERROR! BOOKMARK NOT DEFINED.</b>
SECTION 5: ESTABLISHMENT OF THE FINAL IRM.....	19
5.1 CONSIDERATION OF IRM STUDY RESULTS.....	19
5.2 EXECUTIVE COMMITTEE IRM VOTING PROCEDURE .....	19

## APPENDICES

- APPENDIX A Unified Methodology Description
- APPENDIX B Selection of Tan 45 Points on IRM/LCR Curves Established  
by the Unified Methodology
- APPENDIX C Retirement Guidelines
- APPENDIX D Procedure for Aligning the Base Case to the Final IRM in Preparation for the  
Locational Capacity Requirement Study by the NYISO

## Section 1: Introduction

The reliable supply of electric services within the New York Control Area (NYCA) depends on adequate and dependable generation and transmission facilities. This policy focuses on the supply of electricity; specifically, the process that will be followed by the New York State Reliability Council (NYSRC) for determining and setting the amount of resource capacity required to ensure an acceptable level of service reliability in the NYCA.

The general requirements and obligations concerning NYCA resource adequacy and Installed Capacity Requirements (ICR) are defined in the New York State Reliability Council (NYSRC) Agreement and the New York Independent System Operator (NYISO)/NYSRC Agreement. Under these Agreements the NYSRC is responsible for calculating and establishing the amount of resource ICR to meet NYSRC Reliability Rules. In compliance with this obligation, the NYSRC Executive Committee approves an NYCA required Installed Reserve Margin (IRM) requirement for the following May through April capability year. The ICR relates to the IRM through the following equation:

$$\text{ICR} = (1 + \text{IRM}\%/100) \times \text{Forecasted NYCA Peak Load}$$

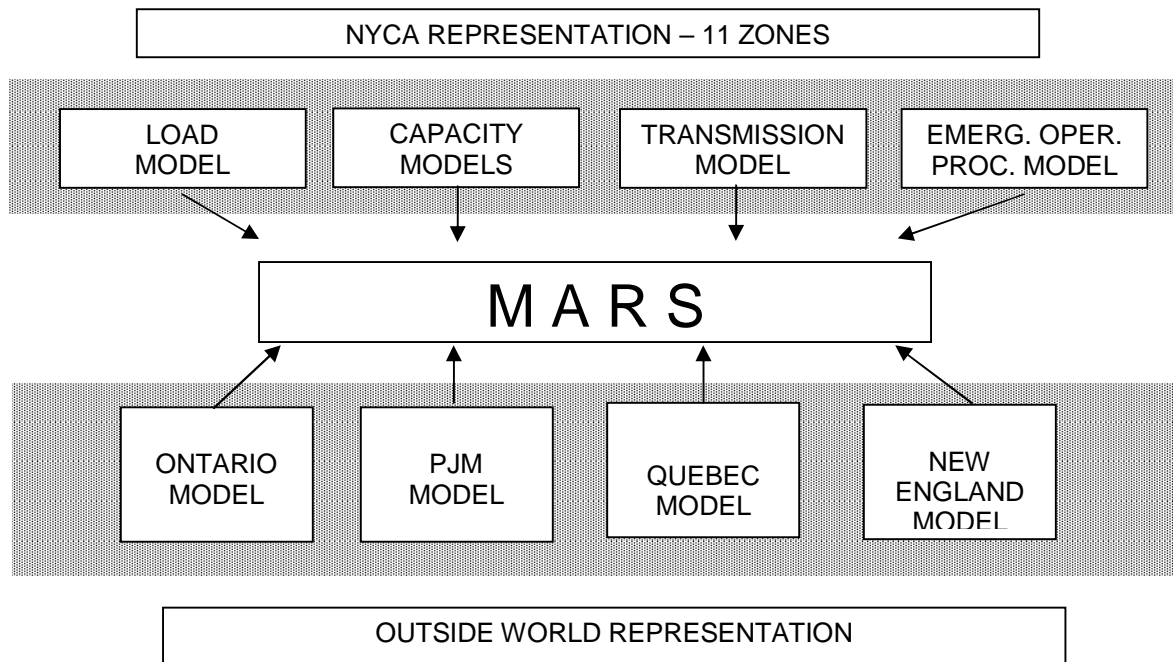
The final NYCA IRM requirement, as approved by the NYSRC Executive Committee, is the basis for various installed capacity analyses conducted by the NYISO. These NYISO analyses include the determination of the capacity obligation of each Load Serving Entity (LSE) on a Transmission District basis, as well as Locational Installed Capacity Requirements, for the following capability year. These NYISO analyses are conducted in accordance with NYSRC Reliability Rules and Procedures.

## Section 2: Overview of the Reliability Calculation Process

This section provides an overview of the NYSRC reliability calculation process, including the major modeling parameters for establishing statewide IRM requirements, a timeline for this process, and reporting requirements for the technical IRM study (IRM Study).

### 2.1 Calculation Process

The reliability calculation process for determining the NYCA IRM requirement utilizes a probabilistic approach. This technique calculates the probabilities of outages of generating units, in conjunction with load and transmission models, to determine the number of days per year of expected capacity shortages. The General Electric Multi-Area Reliability Simulation (MARS) is the primary computer program used for this probabilistic analysis. The result of the calculation is termed Loss of Load Expectation (LOLE), which provides a consistent measure of system reliability. The relationship between MARS and the various models used in the NYCA IRM calculation process is depicted in Figure 2-1. The Installed Capacity Subcommittee (ICS) of the NYSRC has the responsibility of monitoring these studies and preparing reports for establishing NYCA ICR.



**Figure 2-1: Relationship between MARS and the Models Used In the IRM Requirement Calculation Process**

## 2.2 Timeline

A timeline for establishing NYCA IRM requirements is shown in Table 2-1. This timeline is based on adopting an IRM in early December in order to provide the NYISO with next year's NYCA IRM requirement in sufficient time to recognize the NYISO's need to complete its installed capacity and procurement process and begin its studies for determining the following summer's LSE capacity obligations.

**Table 2-1: NYCA Installed Capacity Requirement  
Establishment Timeline**

<b>Monthly Meeting</b>	<b>Event/Deadline</b>	<b>Section References</b>
February	➤ Begin development of IRM study base case assumptions matrix, including input data and modeling enhancements (ICS/NYISO).	3.5
	➤ Identify potential major modeling enhancements and begin preparation of white papers (ICS/NYISO).	3.5
March	➤ Begin preparation of transmission topology (NYISO).	3.5.4
May	➤ Complete development of new major models and approve related white papers (ICS/NYISO).	3.5
June	➤ Benchmark new MARS version received from GE (NYISO).	3.2
	➤ NYISO completes transmission topology and delivers to ICS.	3.5.4
	➤ From modeling enhancement white papers, identify which will be used for this year's IRM study and which that need an additional year before implementation (ICS).	3.5
	➤ New model representations received from Outside Areas (NYISO).	3.5.6
July	➤ If applicable, approve use of new MARS version for this year's study (ICS).	3.2
	➤ Complete calculation of IRM impacts of major modeling enhancements (NYISO).	3.5
	➤ Approve transmission topology (ICS).	3.5.4
	➤ Begin data quality assurance reviews (NYISO/GE/TOs).	3.8
	➤ Approve preliminary base case assumptions matrix, including new major models (ICS/Executive Committee [EC]).	3.5
August	➤ Complete parametric studies (NYISO).	3.4
	➤ Begin preliminary base case study (NYISO).	3.4
	➤ Approve list of sensitivity cases (ICS/EC)	3.6
September	➤ Approve preliminary base case study (ICS).	3.4
	➤ Begin sensitivity testing (NYISO).	3.6
October	➤ Fall NYCA load forecast delivered to ICS from NYISO	3.5.1
	➤ Base Case assumptions lock-down (ICS)	3.6
	➤ Approve Final base case assumptions matrix (ICS/EC)	3.5
	➤ Begin preparation of base case study (NYISO).	3.4
	➤ Begin preparation of draft IRM report (ICS).	2.3
	➤ Complete data quality assurance reviews (NYISO/GE/TOs).	3.8
	➤ Review sensitivity results (ICS).	3.6
November	➤ Complete Draft IRM study report (ICS).	2.3
	➤ Approve Base case IRM (ICS/EC).	3.4
	➤ If required prepare Special Sensitivity Case(includes all assumption changes after assumption lock-down)(ICS/NYISO).	3.6
December	➤ Complete Final IRM study report (ICS).	2.3
	➤ Approve sensitivity Approve Final IRM Study (EC).	3.6
	➤ Final IRM adopted (EC) (not later than Dec. 5)	3.4
Mid-December	➤ Issue letter to the NYISO CEO, press release, and IRM filing to FERC (if needed) announcing final IRM (EC) ➤ Complete base case alignment study (ICS)	3.5.5

Adherence to this schedule is required to support the NYSRC annual filing with FERC to advise FERC of the annual state-wide IRM requirement for the New York Control Area for the following capability year if needed to seek FERC approval of any revision to the IRM requirement, and to notify the NYISO so that its capacity commitment schedule can be met.

## 2.3 IRM Study Reporting Requirements

In accordance with the NYSRC Reliability Rules, the NYSRC prepares the IRM Study, a technical report providing the assumptions, procedures, and results of analyses for determining NYCA IRM requirements. Drafts of this report are posted on the NYSRC web site and comments from all market participants are solicited during the NYCA IRM determination process in accordance with NYSRC Openness Policy 2.

## Section 3: Reliability Calculation

This section contains the criterion used for calculating the required NYCA IRM level, a description of the reliability calculation, including the primary computer program used, and a description of the input data and models used in the reliability calculation. Section 5 will cover the process for establishing the final IRM requirement for the following capability year, which evaluates the base case and sensitivity case results determined by the reliability calculation described in Section 3.

### 3.1 NYSRC Resource Adequacy Criterion

The acceptable LOLE reliability level in the NYCA is stated in the NYSRC Reliability Rules. NYSRC Reliability Rule A-R1, *Statewide Installed Reserve Margin Requirements*, states:

*The NYSRC shall establish the IRM requirement for the NYCA such that the probability (or risk) of disconnecting any firm load due to resource deficiencies shall be, on average, not more than once in ten years. Compliance with this criterion shall be evaluated probabilistically, such that the loss of load expectation (LOLE) of disconnecting firm load due to resource deficiencies shall be, on average, no more than 0.1 day per year. This evaluation shall make due allowance for demand uncertainty, scheduled outages and deratings, forced outages and deratings, assistance over interconnections with neighboring control areas, NYS Transmission System transfer capability, and capacity and/or load relief from available operating procedures.*

This Rule is consistent with the NPCC Resource Adequacy Criterion and may be modified from time to time, as appropriate, in accordance with the NYSRC open process procedure for modifying NYSRC Reliability Rules (NYSRC Policy 1). The NYS Transmission System transfer capability in the above Reliability Rule is represented using emergency transfer limits.

### 3.2 Computer Program Used for Reliability Calculation

The primary tool used in the probabilistic analysis for establishing NYCA IRM requirements is a General Electric computer program called the Multi-Area Reliability Simulation (MARS). This program includes a detailed load, generation, and transmission representation for 11 NYCA zones (A through K), as well as the four external Control Areas (Outside World Areas)

interconnected to the NYCA (see Section 3.3 for a description of these zones and Outside World Areas).

A sequential Monte Carlo simulation forms the basis for MARS. The Monte Carlo method provides a fast, versatile, and easily expandable program that can be used to fully model many different types of generation and demand-side options.

The MARS program calculates the standard reliability indices of daily and hourly LOLE (days/year and hours/year) and Loss of Energy Expectation (LOEE in MWh/year). The use of sequential Monte Carlo simulation allows for the calculation of time-correlated measures such as frequency (outages/year) and duration (hours/outage). The program also calculates the need for initiating Emergency Operating Procedures (EOPs), expressed in days/year (see Section 3.5.3).

In addition to calculating the expected values for the reliability indices, MARS also produces probability distributions that show the actual yearly variations in reliability that the NYCA could be expected to experience.

In determining the reliability of the NYCA there are several types of randomly occurring events that must be taken into consideration. Among these are the forced outages of generating units and transmission capacity. Monte Carlo simulation models the effects of such random events. Deviations from the forecasted loads are captured by the use of a load forecast uncertainty model.

Monte Carlo simulation approaches can be categorized as “non-sequential” and “sequential”. A non-sequential simulation process does not move through time chronologically or sequentially, but rather considers each hour to be independent of every other hour. Because of this, non-sequential simulation cannot accurately model issues that involve time correlations, such as maintenance outages, and cannot be used to calculate time-related indices such as frequency and duration.

A sequential Monte Carlo simulation, the approach used by the MARS program, steps through the year chronologically, recognizing the fact that the status of a piece of equipment is not independent of its status in adjacent hours. Equipment forced outages are modeled by taking the equipment out of service for contiguous hours, with the length of the outage period being determined from the equipment’s mean time to repair. The sequential simulation can model issues of concern that involve time correlations, and can be used to calculate indices such as frequency and duration. It also models transfer limitations between individual areas.

Because the MARS Program is based on a sequential Monte Carlo simulation, it uses state transition rates, rather than state probabilities, to describe the random forced outages of the thermal units. State probabilities give the probability of a unit being in a given capacity state at any particular time, and can be used if one assumes that the unit’s capacity state for a given hour is independent of its state at any other hour. Sequential Monte Carlo simulation recognizes the fact that a unit’s capacity state in a given hours is dependent on a given state in previous hours and influences its state in future hours. It thus requires additional information that is contained in the transition rate data.

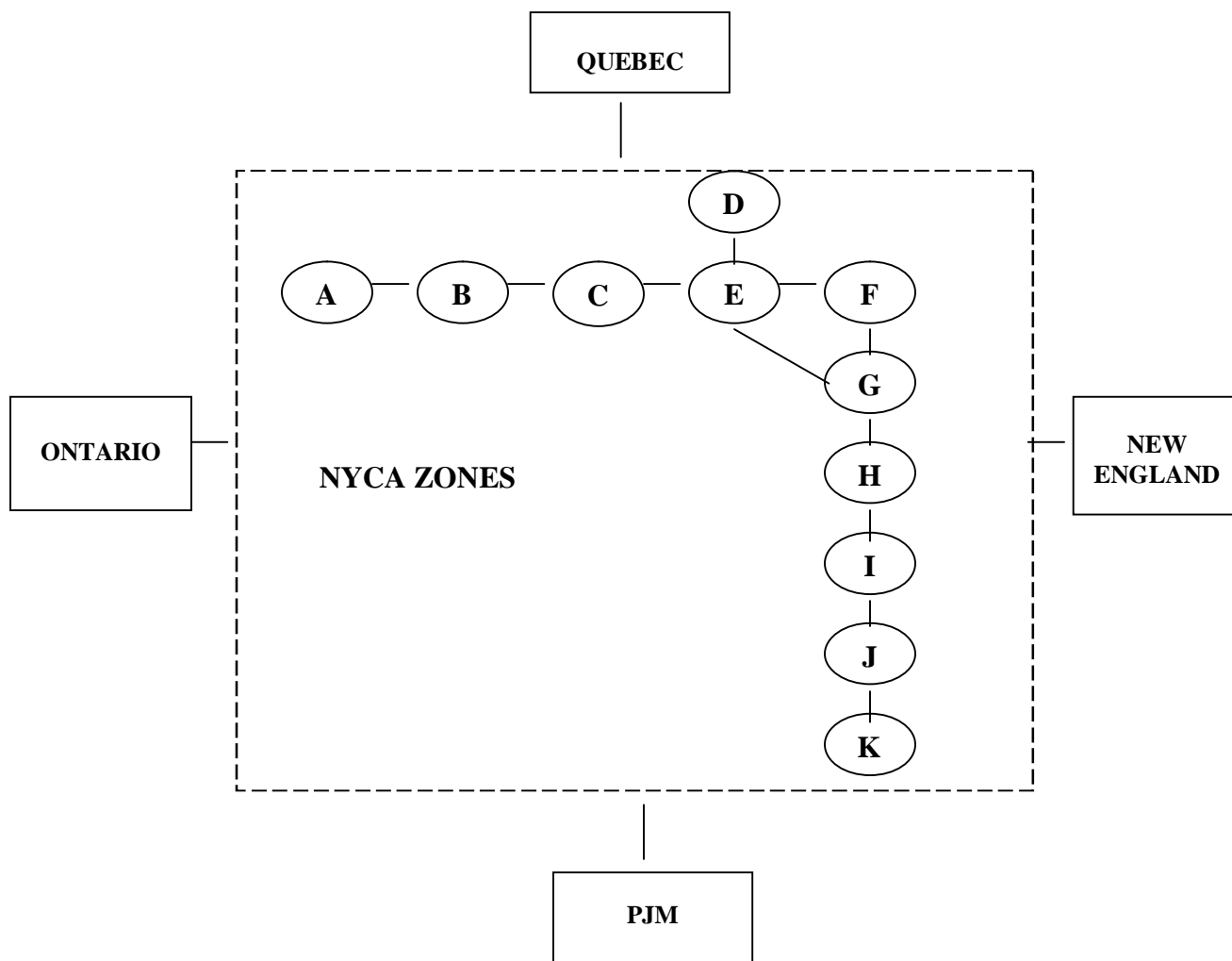
If an updated MARS software version becomes available by June 1, prior to the conduct of IRM study cases, ICS should consider its use for conducting the study. The decision to select a new



MARS version depends on desirable improvements in the reliability calculation process or correction of program errors in the new version. If there is a decision to utilize a new MARS version, it must be tested and benchmarked by the NYISO to ensure that it produces acceptable results. Such tests normally compare results for reasonableness with study results from a previous MARS version using the same assumptions. If a new MARS version becomes available after commencement of IRM study cases, it may be considered for use for the following IRM study.

### 3.3 NYCA Zones and Outside World Representation

Figure 3-1 depicts the NYCA Zones and Outside World Areas represented in MARS.



**Figure 3-1: Simplified MARS Representation of NYCA Zones & Outside World Areas**

### 3.4 Conduct of the MARS Analysis

Each year’s MARS IRM analysis develops both a *preliminary base case* and a *final base case*.

## The Preliminary Base Case

The preliminary base case is developed by starting with the previous year's final base case and inputting base case changes one parameter at a time. The LOLE results of each of these pre-base case simulations are reviewed to confirm that the reliability impact of the change is reasonable and explainable. This base case incorporates a preliminary peak load forecast (see Section 3.5.1). The preliminary base case is used to conduct sensitivity studies (see Section 3.6).

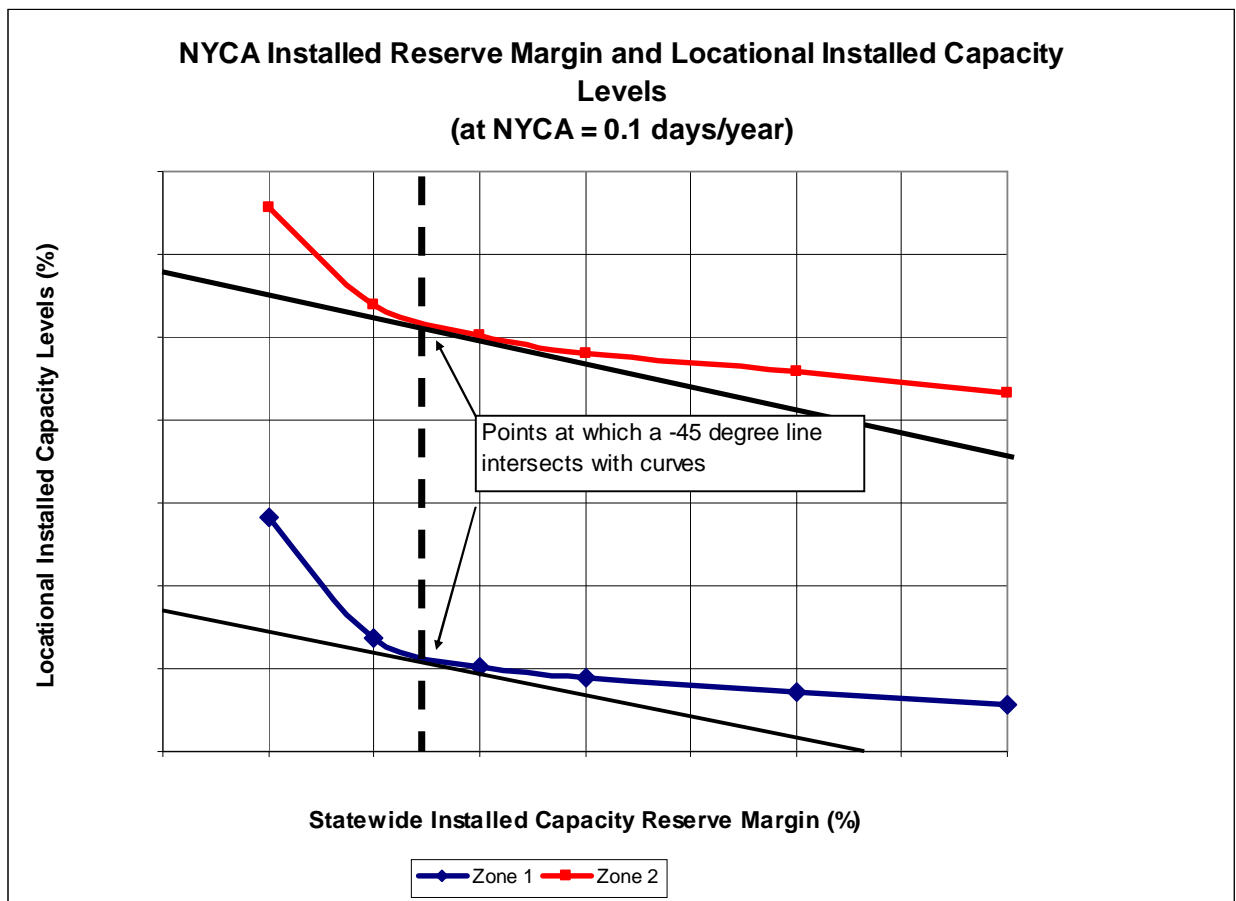
## The Final Base Case

The final base case is prepared following receipt of the NYISO's Fall load forecast (see Section 3.5.1). The final base case may also include data changes resulting from quality assurance reviews. The final base case is used to calculate the final IRM.

### **3.4.1 Unified Method for Establishing IRM Requirements**

The procedure utilized for establishing NYCA IRM requirements is termed the *Unified Method* because it provides a coordinated approach that is also used by the NYISO for its analysis of Locational Capacity Requirements (LCRs). The Unified Method establishes a graphical relationship between NYCA IRM and the LCRs as depicted graphically in Figure 3-2.

Under this method capacity is removed from zones west of the Central-East interface that have excess capacity when compared to their forecast peaks until a study point IRM is reached. At this point, capacity is shifted from Zones J and K into the same zones as above until the 0.1 LOLE criterion is violated. Doing this at various IRM points yields a curve such as depicted in Figure 3-2, whereby all points on the curve meet the NYSRC 0.1 days/year LOLE criterion. Furthermore, all LCR "point pairs" for NYC and LI curves along the IRM axis represent a 0.1 LOLE solution for NYCA. Appendix A provides a detailed description of the Unified Method.



**Figure 3-2: Unified Curve and IRM Anchor Point**

### 3.4.2 Base Case IRM Anchoring Methodology

This method establishes base case NYCA IRM requirements and related minimum LCRs from IRM/LCR curves established by the Unified Method described in Section 3.4.1. The *anchor point* on the curve in Figure 3-2 is selected by applying a tangent of 45 degrees (“Tan 45”) analysis at the bend (or “knee”) of the curve. Points on the curve on either side of the Tan 45 point may create disproportionate changes in LCR and IRM, since small changes in LCR can introduce larger changes in IRM Requirements and vice versa. Appendix B describes the mathematical analysis for selecting Tan 45 points on the curves. Alternative anchoring methods will be periodically evaluated.

### 3.5 Input Data and Models

This section describes the load, capacity, and transmission models that are input to the MARS program for determining NYCA IRM requirements.

The input data and models used for an IRM study’s base case are incorporated into an *Assumptions Matrix* which is prepared early in the study process (see Table 2-1) as this information becomes available. A proposed major enhancement of a model is given a thorough review – requiring testing and preparation of a white paper – before it is accepted for use in the

base case. If it is found that a proposed model enhancement cannot be developed in time for the next IRM study, its implementation may be delayed to the following year's IRM study.

Preliminary base case assumptions are approved by ICS and the Executive Committee in early July. Final base case assumptions, including any assumption changes that may occur after approval of the preliminary base case assumption matrix, are approved in early October. Substantive assumption changes after final base case assumption approval (base case assumption "lock-down") are combined into a single Special Sensitivity Case (see Table 2-1 and Section 3.6) that is approved by ICS.

### **3.5.1 NYCA Load Model**

The NYCA load model consists of the forecast NYCA and zone peak loads for the next capability year, and load shape and load uncertainty models.

#### Peak Loads

The NYISO provides peak and zone load forecasts for the next capability period. The NYISO will provide a preliminary load forecast – as published in the NYISO "Gold Book" –to ICS as part of an initial data base for use in the preliminary base case. Following the summer period, the NYISO develops a Fall forecast recognizing actual load conditions experienced during this most recent summer. This forecast should be available to the NYSRC by October 1 for use in the final base case (see Section 2.2).

#### Load Shape Model

The load shape that is input to the MARS program consists of an 8,760 hour chronological model. The appropriate load shape model used for the IRM study is developed by ICS after reviewing historical NYCA and zonal load shapes, weather characteristics, and trends from the past ten or more years. From this review, ICS adopts an appropriate year for the analysis after consultation with the NYISO. The load shapes for the 11 zones are hourly aggregates of sub-zone loads. Sub-zone loads are developed by applying appropriate weights to the transmission district load shapes.

#### Load Forecast Uncertainty Model

The load forecast uncertainty (LFU) model captures the impacts of weather and economic conditions on future loads. The LFU gives the MARS program information regarding seven load levels (three loads lower and three loads higher than the median peak) and their respective probabilities of occurrence. Each modeled hour, the MARS program determines the resource adequacy and calculates an average for the year for all seven load levels. MARS uses this information to evaluate a probability weighted-average LOLE for each area. Recognizing the unique LFU nature of individual NYCA zones, the LFU model is subdivided into four separate areas: New York City, Long Island, Westchester, and the rest of New York State.

Preparation of the LFU model is coordinated by the NYISO in collaboration with the TOs. The process used to develop the LFU model generally follows the procedure used to calculate the forecasted NYCA ICAP peak as described in the *NYISO Load Forecasting Manual*. This process follows the development of the NYCA peak, insofar as the LFU is a distribution, not a point estimate. Following acceptance from the NYISO Load Forecasting Task Force, the NYISO submits the final LFU model to be used in MARS to ICS for review and approval.

The LFU model is built in three steps: The first step creates a relationship between a weather metric and the summer peak load for each zone using as many years of historical data as is available. The second step relates the same weather metric with the daily peak load historical data of selected years that are not older than 10 years. The third step combines the correlations found in the first and second steps to produce a relationship of expected yearly peak load in a per unit base and its probability of occurrence.

### **3.5.2 NYCA Capacity Model**

The capacity model input to MARS incorporates the several types of resource capacity used to serve load in the NYCA. This section describes how each resource type is modeled in MARS.

#### Generating Units

The capacity model includes all NYCA generating units, including new and planned units, as well as units that are physically outside New York State. This model requires the following input data:

*Unit Ratings.* The rating for each generating unit is based on its Dependable Maximum Net Capability (DMNC). The source of DMNC ratings is seasonal tests required by procedures in the NYISO Installed Capacity Manual. The annual NYCA Load and Capacity Report, issued by the NYISO, is the source of those generating units and their ratings included in the capacity model.

Retirements of existing generating units are considered when updating the capacity model. Appendix C provides guidelines for determining retirements.

*Unit Performance.* Performance data for all generating units in the model includes forced and partial outages, which are modeled by inputting a multi-state outage model that is representative of the “equivalent demand forced outage rate” (EFORd) for each unit represented. The source of this data is outage data collected by the NYISO from generator owners using availability data reporting requirements in the NYISO Installed Capacity Manual. The multi-state model for each unit is derived from the collection of forced and partial outages that occur over the most recent five-year period using benchmarked NYISO translation software. The appropriate historic time period should be periodically evaluated.

In addition to using actual outage data as the basis for representing EFORds in the capacity model, there are two circumstances when non-historic data may be used. First, the performance projection for a new or planned unit should be based on NYCA experience with similar units and/or NERC class-averages for the type and size of the unit. Second, the NYISO utilizes a GADS screening process for reviewing the accuracy of outage data it has collected from Generator Owners. From the results of this screening process, the NYISO may recommend to ICS the replacement of misreported or suspect data with proxy data.

Another generating unit performance parameter to be modeled for each unit is scheduled maintenance. This parameter includes both planned and maintenance outage components. The planned outage component is obtained from the generator owners, and where necessary, extended so that the scheduled maintenance period equals the historical average using the same period used to determine EFORd averages.

*Thermal Unit Output Correction when Design Temperature Conditions are Exceeded.* Models of thermal unit deratings due to temperature in excess of DMNC test conditions are developed based on two parameters. The first parameter relates NYCA load to temperature, while the second parameter relates thermal unit deratings to temperatures above DMNC conditions.

*Hydro Units.* The Niagara and St. Lawrence hydroelectric projects are modeled with a probability capacity model that is based on historical water flows and unit performance. The remaining hydro facilities are represented in MARS with a hydro derate model. This model represents hydro deratings in accordance with recent historical hydro water conditions.

#### Special Case Resources and Emergency Demand Response Program

Special Case Resources (SCRs) are loads capable of being interrupted on demand, and distributed generators, rated at 100 kW or higher, that are not visible to the NYISO's Market Information System. The Emergency Demand Response Program (EDRP) is a separate program that allows registered interruptible loads and standby generators to participate on a voluntary basis and be paid for their ability to restore operating reserves.

The capacity from these programs is based on NYISO projections for the coming capability period. These projections are based upon escalating the Installed Capacity level of the current year's SCR program by the average annual growth rate in the Installed Capacity level of the SCR program over the past three years.

Due to the possibility that some of the potential SCR and EDRP program capacity may not be available during peak periods, NYISO projections are discounted based on previous experience with these programs (including years where there have been demand response events) as well as any operating limitations. Both EDRP and SCR programs are modeled as EOP steps, with a maximum number of calls per month so designated for EDRP programs. SCRs, however, because of their obligatory nature, are considered capacity resources in setting the IRM, while EDRP, like other EOP steps such as voltage reductions, are not considered capacity resources.

#### External Installed Capacity from Contracts

An input to the study is the amount of NYCA installed capacity that is assumed to be located outside of NYCA. Some of this capacity is grandfathered. The NYISO recommends the amount of external capacity to be used in the base case based on projections for the coming capability period and NYISO Installed Capacity Manual procedures.

#### Sales

The NYISO recommends to ICS the inter-area capacity transactions to be modeled in the study.

#### Unforced Capacity Deliverability Rights (UDRs)

UDRs are capacity rights that allow the holder/owner to receive the Locational Capacity Benefit derived by the NYCA from the addition of a new incremental controllable transmission project that provides a transmission interface to a NYCA locality or zone. The owner/holder of these UDR facility rights must designate how they will be treated by the NYSRC and NYISO in the NYCA IRM and LCR studies, in accordance with the time schedule specified in the NYISO ICAP Manual. The NYISO calculates the actual UDR award based on the transfer capability of the facility and other data.

The holder/owner of the UDR facility currently has the option on an annual basis of selecting the MW quantity of UDRs (ICAP) it plans on utilizing for capacity contracts over its controllable line which counts towards meeting locational and installed capacity requirements, with any remaining capability on the controllable line used to support emergency assistance.

### Environmental Regulations

Environmental regulations may restrict the availability of generating units during certain time periods. Accordingly, the capacity model reflects implementation of environmental initiatives. The NYISO RNA or other NYISO references are used as the source for developing appropriate generating unit performance models for recognizing environmental regulation impacts.

### **3.5.3 Emergency Operating Procedures (EOPs)**

The NYISO initiates emergency steps when its operating reserve levels approach critical levels. Such EOPs are modeled in IRM studies. The EOP steps consist of those load control and generation supplements that can be implemented before load must be disconnected due to capacity shortages. Load control measures include implementation of SCR and EDRP programs, public appeals to reduce demand, and voltage reduction. Generation supplements could include emergency purchases and cutting operating reserves. The benefit from each of these emergency steps can either be expressed as a percentage of load or in MW. The NYISO recommends to ICS the EOP steps and related capacity values to be represented in the base case, based on operating experience with these measures.

### **3.5.4 Transmission System Model**

The transmission system is modeled through emergency transfer limits in the interfaces between pairs of NYCA zones, or between NYCA zones and Outside World Areas. These emergency transfer limits are developed in accordance with NYSRC Reliability Rules B-R1, B-R2 and B-R3, Thermal, Voltage and Stability Assessments, respectively. The transfer limits are specified for each direction of the interface. Forced outage rates on cable interfaces in southeast New York are modeled in the same manner as generating unit outages, through the use of transition rates. These outage rates are determined and provided by the transmission owners. Certain interfaces are grouped to reflect the maximum simultaneous flow through these interfaces. The NYISO updates the transmission system model annually in accordance with the IRM database schedule in Section 2.2.

Preparation of the transmission system model requires review and acceptance by the NYISO Transmission Advisory Subcommittee before it is delivered to the NYSRC for use in IRM studies.

### **3.5.5 Locational Capacity Requirements**

The MARS model used in the IRM study provides an assessment of the adequacy of the NYCA transmission system to deliver energy from one zone to another for meeting load requirements. Previous studies have identified transmission constraints into certain zones that could impact the LOLE of these zones, as well as the statewide LOLE. To minimize these potential LOLE impacts and to ensure that sufficient energy and capacity are available in that zone and that



NYSRC Reliability Rules are met these zones require a minimum portion of their NYCA ICAP requirements to be electrically located within the zone, (i.e., locational ICAP). Locational ICAP requirements are currently applicable to two transmission constrained zones, New York City and Long Island, and are normally expressed as a percentage of each zone's annual peak load.

These locational ICAP requirements, recognized by NYSRC Reliability Rule A-R2 and established by the NYISO in accordance with the NYSRC/NYISO Agreement and the NYISO's tariff, complement the statewide IRM requirement. The Locational Installed Capacity Requirement Study performed by NYISO determines LSE requirements for affected zones. As with the IRM Study, the NYISO utilizes the Unified Method for these analyses (see Section 3.4.1) while using nominally the same data base. Differences between these databases, if any, are described in an annual NYISO study report in accordance with NYSRC Reliability Rules A-R1 and A-R2 and as specified by Measurement A-M2. Appendix D describes the procedure used by ICS to align, if necessary, the base case to the Final IRM, in preparation for the LCR Study by the NYISO.

### 3.5.6 Outside World Area Load and Capacity Models

The reliability of NYCA depends on a large extent on emergency assistance from the Outside World Areas in NPCC and PJM, based on reserve sharing agreements. Therefore, load and capacity models of the Outside World Areas are represented in the MARS analyses. The load and capacity models for New England, PJM, Ontario, and Quebec are based on data received directly from the Outside World Areas. Another source of Outside World data is the most current MARS data base used in NPCC studies, provided by NPCC on request. The latest model information available for representation of external areas will be utilized (see Table 2-1).

The primary consideration for developing the final load and capacity models for the Outside World Areas is to avoid overdependence on the Outside World Areas for emergency capacity support. For this purpose, a rule is applied whereby an Outside World Area's LOLE cannot be lower than its own LOLE criterion; ~~its isolated LOLE cannot be lower than that of the NYCA, and its IRM can be no higher than that Area's minimum requirement. In addition, if an outside world area is modeled higher than 0.150 days/year, then their demand response programs should be introduced, and set to only help themselves, in order to more closely align their LOLE with their criteria. presented in Outside World Area capacity models. This is because there are uncertainties associated with the performance and availability of these resources and the ability to deliver them to NYCA boundaries during a system emergency event, as well as recognition of other unknowns in the external control area modeling representation.~~

Another consideration for developing models for the Outside World Areas is to recognize internal transmission constraints within the Outside World Areas that may limit emergency assistance to the NYCA. This recognition is considered either explicitly, or through direct multi-area modeling providing there is adequate data available to accurately model transmission interfaces and load areas within these Outside World Areas.

As with the NYCA, an appropriate historical year is chosen for selecting the Outside World Area load shapes. This decision should depend on what year is chosen to represent NYCA's load shape, review of the years chosen by NPCC and PJM for their studies, and other factors. In order to avoid overdependence from emergency assistance from Outside World Areas, the day of an



Outside World Area’s highest and second and third highest summer loads should be specified in the load model to match the same load sequence as that of NYCA.

### **3.6 Sensitivity Analysis**

In addition to running a base case using the input assumptions described in Section 3.5, sensitivity studies are run to determine reserve margin requirement outcomes if using different assumptions than in the base case. Sensitivity studies provide a mechanism for illustrating “cause and effect” of how some performance and/or operating parameters and study assumptions can impact reliability. Certain sensitivity studies also serve to inform the NYSRC Executive Committee of how the IRM may be affected by deviations from selected base cases assumptions (see Section 4). Various types of sensitivity studies are grouped as follows:

*MARS Parameter Impacts* – This type of sensitivity study illustrates how MARS evaluations and IRM requirements are impacted by not representing certain modeling parameters within MARS. Examples of these sensitivity studies that could be considered are: NYS transmission system capability not represented, i.e., transmission constraints not represented within NYCA; interconnections to Outside World Areas not represented, i.e., no emergency assistance to NYCA; and load forecast uncertainty not represented.

*Assumption Uncertainty Impacts* – This type of sensitivity study illustrates the IRM impacts of recognizing the uncertainty of certain base case assumptions described in Section 3.5. These sensitivity studies are normally represented in pairs of high and low assumption ranges related to selected base case assumptions. Occasionally, sensitivity studies in this group are run when alternatives or disagreement may have existed during preparation of base case input assumptions. Examples of these sensitivity studies that could be considered are: higher and lower Outside World Area reserves than represented in the base case, higher and lower generating unit EFORDs than represented in the base case, and wheel through transactions. Each sensitivity case is defined by representing a reasonable range of assumptions higher and/or lower than the base case value.

*Impacts of Future System Changes* – This type of sensitivity study is sometimes considered to illustrate the impact of possible system changes that could be expected beyond the next capability period. An example of this type of sensitivity would be to examine the IRM impacts of future environmental initiatives.

*Special Sensitivity Case* – All substantive assumption changes following approval of the final base assumptions matrix in early October are combined into a single Special Sensitivity Case (see Table 2-1 and Section 3.5).

An IRM study’s preliminary base case is used to run sensitivity studies (See Section 3.4).

### **3.7 Data Base Confidentiality**

A confidentiality agreement is in place to prevent disclosure of market sensitive data and data confidentially. FERC Order 889 Code of Conduct rules apply to NYSRC representatives with

access to IRM Data Base. From time to time changes in the confidentiality agreement may be made.

### **3.8 Data Base Quality Assurance**

It is critical that the data base used for IRM studies undergo sufficient review by the NYSRC and NYISO in order to verify its accuracy. To accomplish this objective, the NYSRC process for preparing an IRM study base case utilizes a method for reviewing the data base, while respecting confidentiality issues (see Section 3.7).

The NYISO and General Electric both conduct preliminary data quality assurance reviews as soon as base case assumptions are developed and prior to preparation of a preliminary base case. An additional data review is conducted by the NYISO, General Electric, and transmission owners prior to preparation of the final base case. Masked and encrypted input data is provided by the NYISO to the transmission owners for their reviews. Any data found to be in error by these reviews is corrected before being used in the final base case. Results of quality assurance reviews are reported to ICS. Additional quality assurance reviews are conducted as deemed necessary by ICS.

## **Section 4: Responsibilities**

This section describes the responsibilities for providing and developing input data and modeling assumptions, conducting the NYCA IRM studies, and establishing the required IRM as described in Section 3. There are four entities having such responsibilities: ICS, NYISO, Market Participants, and the NYSRC Executive Committee.

### **4.1 Installed Capacity Subcommittee**

The ICS has the overall responsibility of managing studies and preparing reports for establishing NYCA installed capacity requirements. Specific responsibilities include:

- Develop and approve all modeling and database assumptions to be used in the reliability calculation process. These assumptions include load models, representation of NYPA generating units and other types of resource capacity, emergency operating procedures, transmission representation, and Outside World Area models (see Section 3.5). Review proposed major modeling enhancements to ensure technical accuracy and implementation meets study schedule requirements.
- Approve the version of the MARS program to be used for the study (see Section 3.2).
- Manage conduct of MARS cases for developing the preliminary and final base cases, including benchmarking requirements.
- Recommend to the Executive Committee the sensitivity studies to be run (see Section 3.6).
- Together with NYISO staff, review and ensure database accuracy (see Section 3.5.7).
- Ensure that the timeline requirements in Section 2.2 are met.
- Arrange for supplemental computer facilities as needed.

- Prepare status reports and the IRM Study for NYSRC Executive Committee review.
- Coordinate above activities with NYISO staff.

## 4.2 NYISO

The NYSRC relies on the NYISO to provide sufficient technical and computer support for the IRM Study effort. The basis for this support is provided in the NYISO/NYSRC Agreement. The NYISO leases the MARS computer program used for the reliability calculation studies. The NYISO utilizes the same program and NYSRC assumptions from the IRM Study for its own study of LSE locational capacity requirements.

- Conduct MARS studies for the IRM Study as requested by ICS.
- Develop load, capacity, transmission, and EOP models and supporting data for consideration by ICS for use in the IRM study. This information should be provided to ICS so as to allow the timeline requirements in Section 2.2 to be met. The NYISO should make recommendations to ICS concerning the application of these models in the IRM Study. Collaborate with ICS to prepare white papers describing proposed major modeling enhancements.
- Together with ICS, review and ensure database accuracy. Retain General Electric to assist in this review.
- Benchmark new versions of MARS.
- Obtain technical support for the application of MARS for IRM studies from General Electric, as well as other outside entities, as required.

## 4.3 Market Participants

Market Participants are knowledgeable concerning load information, planned resource capacity additions, and how the transmission system should be represented in IRM studies. Market Participants have the responsibility to provide such information to the NYISO for use in the IRM studies. Transmission Owner representatives participate in review of database accuracy.

## 4.4 NYSRC Executive Committee

The NYSRC Executive Committee has the responsibility of approving the final IRM requirements for the next capability year.

- Review and approve preliminary and final base case assumptions and models for use in IRM Study.  
Review preliminary base case IRM results.
- Approve sensitivity studies to be run and their results.
- Review and approve the IRM Study prepared by ICS.
- Establish and approve the final NYCA IRM requirement for the next capability year (see Section 5).
- To the extent practicable, ensure that the schedule for the above approvals allow that the timeline requirements in Section 2.2 are met.
- Notify the NYISO of the NYCA IRM requirements and meet with NYISO management as required to review IRM Study results.

- Make IRM Study results available to state and federal regulatory agencies and to the general public by posting the study on the NYISO Web site.

## **Section 5: Establishment of the Final IRM**

### **5.1 Consideration of IRM Study Results**

The process utilized by the NYSRC Executive Committee for establishing the Final IRM of the following capability year includes consideration of the Final IRM base case study results and the sensitivity studies, based on the procedures and models described in Section 3, as well as other relevant factors. Following a full discussion of the base case study results, the sensitivity studies, and other factors considered by Executive Committee members to be relevant, the Executive Committee proceeds to vote on the Final IRM value. The sensitivity studies serve to inform the Executive Committee of how the base case IRM might be affected, in either direction, by deviations from selected assumptions. The IRM Study represents the Executive Committee's best judgment with respect to the base case assumptions that should be used in developing the base case IRM. The weight, if any, accorded one or more sensitivity studies in establishing a Final IRM will be determined by Executive Committee members based on the relevant circumstances. The Final IRM adopted by the Executive Committee will comply with the NYSRC resource adequacy criterion.

### **5.2 Executive Committee IRM Voting Procedure**

1. The Executive Committee will conduct a full discussion of the IRM Study, the base case IRM, and the sensitivity studies, in which the Executive Committee members will have an opportunity to express their views.
2. Following the discussion of the IRM Study, the base case IRM, and the sensitivity studies, a secret straw poll will be taken in which each Executive Committee member will indicate the IRM the member supports as the final IRM based on the discussion of the IRM Study, the base case IRM, and the sensitivity studies. Recommended IRMs different from the base case IRM will be expressed in increments higher or lower than the base case IRM rounded to the nearest whole or half integer. The Executive Secretary will announce only the IRM that received the most votes. The Executive Committee will then vote on the IRM that received the most votes in the straw poll. If the nine votes necessary to approved are not received, a vote will be taken on the IRM that received the second most votes, and so on.
3. If there is a tie in the straw poll, the IRM first voted on will be the IRM that is closest to the base case IRM. If the IRMs are equally close to the base case IRM, the IRM that is closest to the current IRM will be voted on first. If the IRMs are equally close to the base case IRM and the current IRM, the Executive Secretary will announce a tie vote and the IRMs receiving the highest number of votes, and request a new secret straw poll to break the tie. If the tie is not broken, the Chairman will decide which IRM will be voted on first.

4. The Executive Secretary will distribute printed ballots for each vote which will indicate the subject of the vote, the identity of the Executive Committee member voting, and the member's vote. The Executive Secretary will tabulate the votes and announce the results, but not how individual Executive Committee members voted. The tabulation of the vote will be confirmed by the Counsel to the NYSRC. The Executive Secretary and the Counsel will treat the votes by individual Executive Committee members as confidential information not to be disclosed to any Executive Committee member or any other party, except on the express direction of the Executive Committee. The Executive Secretary will retain the voting records for a period of three years.
5. Once an IRM has achieved the votes needed for approval, a secret confirmation vote may be held at the request of an Executive Committee member.
6. Once approved by the Executive Committee, an IRM will remain in effect until a subsequent IRM is approved by the Executive Committee. Consequently, should the Executive Committee not adopt a Final IRM for a particular capability year, the IRM currently in effect will remain in effect for that capability year.

## **APPENDIX A**

### **Unified Methodology Description**

#### **1.0 Introduction**

Appendix A describes a procedure to develop the statewide Installed Reserve Margin (IRM) versus Minimum Locational Capacity Requirements (LCRs) curves.

Within the New York Control Area (NYCA) there are currently two zones identified as localities to which this procedure would apply. They are the New York City and Long Island zones.

#### **2.0 Initial Conditions**

- 2.1. A Multi-Area Reliability Simulation (MARS) base case database exists for the upcoming capability year.
- 2.2. Localities in the NYCA that require minimum LCR have been identified (in Section 1).
- 2.3. Any capacities that have been shifted, removed, or added to arrive at the base case for the IRM study should be reset to the “as found” case before initiating this procedure. This procedure should start with the forecast capacities, and forecast loads.

#### **3.0 Setting up the base case model for a desired study reserve margin (SRM)**

Installed capacity (ICAP) is either added to or removed from zones west of the Total East Interface that have excess capacity reserves (capacity rich zones) so that the statewide capacity to peak load ratio equals the desired study reserve margin (SRM) point.

- 3.1. A portion of this installed capacity (ICAP) is added to or removed from each capacity rich zone. The amount to be added to or removed from each capacity rich zone is based on the ratio of its excess unforced capacity (UCAP) to the total excess unforced capacity (UCAP) of all capacity rich zones.
- 3.2. Capacity removal or addition is achieved by adjusting the respective entry for each capacity rich zone in the MOD-MDMW table of the MARS program. The amount entered in the table is the equivalent UCAP amount for the amount of ICAP to be removed or added. UCAP for a zone is equal to the ICAP for that

zone times one minus the weighted equivalent forced outage rate (1-EFOR) for the zone.

- 3.3. The correct amount of ICAP added to or removed from NYCA should be verified by performing a single iteration MARS run using the capacity adjusted model, checking the total capacity from the MARS 07 output file, and calculating the achieved reserve margin.
- 3.4. Run a MARS simulation until the standard error of the LOLE index is less than or equal to 0.05 or when the maximum number of replications has been reached. Record the NYCA LOLE risk. (Note, since the NYCA model may converge well before the usual 1500 replications, a minimum number of iterations may be specified to ensure a minimum number of samples is collected.)

#### **4.0 Determination of the initial target capacity for each locality**

The initial target capacity for a locality is the maximum capacity that is shifted from or to the locality to yield a NYCA LOLE risk of 0.1 days/year, while all other zones and localities remain unchanged.

- 4.1. Using the capacity adjusted base case from Section 3 as the base model, if the LOLE for the base case is less or greater than 0.1 days/year, remove or add respectively a trial amount of ICAP from or to the locality being considered.
- 4.2. The equivalent UCAP amount to be added to or removed from the locality is entered in the respective entry for the locality in the MOD-MDMW table of the MARS program.
- 4.3. To maintain the same desired reserve margin, the same ICAP amount should be removed from or added to the capacity rich zones using the steps in Section 3.0.
- 4.4. Run a MARS simulation until the standard error of the LOLE index is less than or equal to 0.05 or when the maximum number of replications has been reached.
- 4.5. If the NYCA LOLE is below or above 0.1 days/year, repeat Sections 4.1 to 4.4 with a higher or lower trial amount of ICAP until the NYCA LOLE reaches 0.1 days/year or within an acceptable range.
- 4.6. Record the total amount of ICAP added to or removed from the locality being considered. This is the initial target capacity for the locality.
- 4.7. If a NYCA LOLE of 0.1 days/year cannot be achieved either by shifting capacity to or from the locality, the desired SRM is not achievable and a new SRM should be selected and repeat steps in Section 3.
- 4.8. If a NYCA LOLE of 0.1 days/year is achieved for the locality, repeat the steps in Sections 4.1 to 4.7 for each identified locality and record the amount of ICAP capacity shift for each of these localities. These are the initial target capacities for the zones. (Before considering a new locality, reset the model to the original



capacity adjusted base case, i.e. with the desired reserve margin, as described in Section 3.0)

## **5.0 Determination of the capacity multiplier for each locality**

The capacity multiplier for an identified locality is the initial target capacity for the locality, obtained in Section 4, divided by the sum of the initial target capacities for all the identified localities. These multipliers determine the portion of the total installed capacities to be shifted for each identified locality. For example, if zones 1 and 2 are the only two localities identified, and the initial target capacities for zones 1 and 2 are 300 MW and 100 MW respectively, then the capacity multiplier for zone 1 would be  $300/400$  or 0.75, while the capacity multiplier for zone 2 would be  $100/400$  or 0.25.

## **6.0 Determination of the actual capacity removal or addition for each locality**

- 6.1. Based on the initial LOLE risk for the capacity adjusted based model obtained in Section 3, estimate a total trial amount of ICAP to be shifted from or to the identified localities.
- 6.2. This trial amount of capacity will be shifted from or to the identified localities using the capacity multipliers obtained in Section 5.0. For example, using the example in Section 5.0, if 1000 MW is to be removed from zones 1 and 2, then the amount of ICAP to be removed from zone 1 would be  $1000 * 0.75$  or 750 MW, and for zone 2, 250 MW respectively.
- 6.3. The equivalent amount of UCAP for each identified locality is then entered into the respective entries in the MOD-MDMW table of the MARS program.
- 6.4. To maintain the desired SRM, the same amount of ICAP capacity must be shifted to or from the capacity rich zones. The amount of equivalent UCAP entries for each of the capacity rich zones in the MOD-MDMW table can be determined using the same steps described in Section 3.
- 6.5. Run a MARS simulation until the standard error of the LOLE index is less than or equal to 0.05 or when the maximum number of replications has been reached. Record the NYCA LOLE risk.
- 6.6. If the NYCA LOLE risk is below or above 0.1 days/year, increase or decrease the trial amount of ICAP to be shifted from or to the identified localities. Repeat Sections 6.2 to 6.5 until the NYCA LOLE reaches 0.1 days/year or within an acceptable range.
- 6.7. Record the amount of ICAP shifted from or to each identified locality. The remaining amount of ICAP in each identified locality is the total generation in the locality, minus or plus the amount shifted for that locality.



## **7.0 Determination of the locational capacity requirement (LCR) for each identified locality**

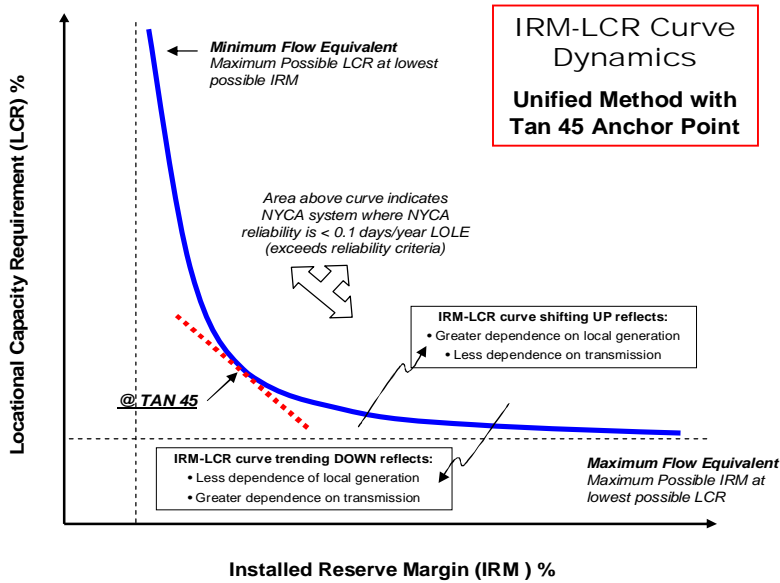
The locational capacity requirement (LCR) for the desired SRM for each identified locality is the ratio, expressed as a percentage, of the remaining amount of ICAP in each identified locality, obtained in Section 6.7, to the forecast peak load of the locality.

## **8.0 Determination of the LCR-IRM curves**

Repeat Sections 3.0 to 7.0 to provide the resulting LCRs for a range of desired reserve margins. The results will be used to plot the LCR-IRM curves and determine the desired NYCA LCR-IRM as described in Appendix B.

**APPENDIX B**  
**Selection of Tan 45 Points on the IRM/LCR Curves**  
**Established by the Unified Methodology**

The IRM Anchoring Method identifies the NYCA IRM Requirements and related MLCR from IRM/LCR curves established by the Unified Methodology. The *anchor point* on the curve is selected by applying a tangent of 45 degrees (“Tan 45”) analysis at the bend (or “knee”) of the curve as shown on Figure B-1 below. Based on these curves, extreme points on the curve on either side of the Tan 45 point may create disproportionate changes in LCR and IRM, since small changes in LCR can introduce larger changes in IRM Requirements and vice versa. A regression analysis is utilized to best fit the IRM/LCR curves and determine the Tan 45 point, rather than a visual inspection of the curves.



**Figure B-1: IRM-LCR Unified Method Curve Dynamics  
 With Tan 45 Anchor Point**

The IRM/LCR characteristic consists of a curve function, “a knee of the curve” and straight line segments at the asymptotes. The curve function is represented by a quadratic (second order) curve which is the basis for the Tan 45 inflection point calculation. Inclusion of IRM/LCR point pairs remote to the “knee of the curve” may impact the calculation of the quadratic curve function used for the Tan 45 calculation.

The procedure for determining the best fit curve function used for the calculation of the Tan 45 inflection point to define the base case requirement is based on the following methodology:

- 1) Start with all points on IRM/LCR Characteristic.
- 2) Develop regression curve equations for all different point to point segments consisting of at least four consecutive points.
- 3) Rank all the regression curve equations based on the following:
  - Sort regression equations with highest  $R^2$ .
  - Ensure calculated IRM is within the selected point pair range, i.e., if the curve fit was developed between 14% and 18% and the calculated IRM is 13.9%, the calculation is invalid.
  - Ensure the calculated IRM and corresponding LCR do not violate the 0.1 LOLE criteria.
  - Check results to ensure they are consistent with visual inspection methodology used in past years studies.

This approach identifies the quadratic curve functions with highest  $R^2$  correlations as the basis for the Tan 45 calculation. The final IRM is obtained by averaging the Tan 45 IRM points of the NYC and LI curves. The Tan 45 points are determined by solving for the first derivatives of each of the “best fit” quadratic functions as a slope of -1. Lastly, the resulting MLCR values are identified.

## APPENDIX C

### Retirement Guidelines

1. The IRM study base case will be updated to remove a generation unit if:
  - 1.1. All of the following:
    - 1.1.1. By the study's lock down date<sup>1</sup> for assumptions, the unit owner has provided notice of the retirement, mothball, protective layup, or any other situation where the generator has been or will be removed from service pursuant to the PSC Retirement Order; and
    - 1.1.2. A reliability analysis has been conducted by the NYISO or the local Transmission Owner (TO) pursuant to the PSC Retirement Order and NYISO Technical Bulletin 185, which has determined, by the lock down date, that the retirement will not give rise to a bulk power system or a local reliability need; and
    - 1.1.3. the owner has not rescinded its previous retirement notice prior to the lock down date; and
    - 1.1.4. The retirement date of the unit is prior to or within the study period.
  - 1.2. Or, the unit is inoperable for the upcoming capability year, and at the time of the lockdown date, the owner has not indicated that it will return to service within the study period; or
  - 1.3. A reliability analysis has been conducted by the NYISO or the local Transmission Owner (TO) pursuant to the PSC Retirement Order and NYISO Technical Bulletin 185 which has determined that the retirement will give rise to a bulk power system or a local reliability need and a solution to the reliability need has been identified and is implementable by June 1<sup>st</sup> of the study year.
2. The IRM Study base case will not be updated to remove an operable unit that has provided notice of the retirement, mothball, etc., if by the lock down date:
  - 2.1. a NYISO led reliability analysis has not been completed; or
  - 2.2. a reliability analysis has been conducted by the NYISO or the local TO pursuant to the PSC Retirement Order and Technical Bulletin 185 which has determined that the

---

<sup>1</sup> The lock down date is the date by which the ICS presents the final IRM base case assumptions matrix to the Executive Committee for approval (see Table 2-1).

retirement will give rise to a bulk power system or a local reliability need and no solution to the reliability need has been identified; or

2.3. an arrangement is in place for the unit to not exit the system; or

2.4. a date certain for return to service occurring within the study period has been accepted by the PSC, the TO, and the NYISO. Under this condition, the unit would be removed from the time it is scheduled to retire until the date certain.

## APPENDIX D

### **Procedure for Aligning the Base Case IRM to the Final IRM in Preparation for the Locational Capacity Requirement Study by the NYISO**

The IRM base case model is used as the foundation for establishing the IRM, the Locational Capacity Requirements (LCRs), and for certain other NYISO reliability studies. Appendix D discusses the potential changes to the IRM base case model needed by the NYISO to conduct various NYISO studies, including the LCR Study.

#### **Establishing Final IRMs above the Study's Base Case Results**

When the NYSRC Executive Committee establishes a Final IRM that is higher than the IRM study's base case result, it is adding an IRM margin to the base case results. The purpose of this margin is to ensure, considering base case assumption uncertainties, that the NYSRC resource adequacy Loss of Load Expectation (LOLE) criterion is met at the Final IRM level. NYISO studies maintain this margin in using the IRM data base for calculating and setting the LCRs and External Capacity Rights.

#### **Establishing Final IRMs below the Study's Base Case Results**

When the NYSRC Executive Committee establishes a Final IRM that is lower than the base case IRM – after weighing consideration of sensitivity studies and other factors – it is confident that this lower IRM will meet the NYSRC resource adequacy criterion.

It is understood that in establishing LCRs the NYISO will calculate LCR values, that together with the Final IRM, will meet the NYSRC 0.100 LOLE criterion. Since the introduction of a lower IRM into the study's base case data base could result in a LOLE above the criterion, the data base is adjusted so as to maintain the 0.100 days/year LOLE criterion. This adjustment is accomplished by increasing the EDRP MW values modeled in each zone.

After completion of the above base case alignment analysis, the NYISO will prepare a report for ICS review, which includes a description of the adjusted EDRP MW values and other assumption changes, the resulting LOLE, and the calculated LCRs.

After ICS approves the base case alignment analysis, the base case database is provided to the NYISO for use in NYISO studies, including the LCR study described in Section 3.5.5.