

**NEW YORK STATE RELIABILITY COUNCIL, L.L.C.**  
**(“NYSRC”)**  
**POLICY NO. 5–19**  
**Proposed Revision**

**PROCEDURE FOR ESTABLISHING**  
**NEW YORK CONTROL AREA**  
**INSTALLED CAPACITY REQUIREMENTS**  
**And the Installed Reserve Margin (IRM)**

**First Draft**  
**Nov 5, 2025**

## Table of Contents

### Contents

Section 1: Introduction .....	3
Section 2: Overview of the Reliability Calculation Process.....	3
2.1 Calculation Process .....	4
2.2 Timeline.....	5
2.3 IRM Study Reporting Requirements.....	7
Section 3: Reliability Calculation .....	7
3.1 NYSRC Resource Adequacy Criterion .....	7
3.2 Computer Program Used for Reliability Calculation.....	8
3.3 NYCA Zones and External Areas Transmission Representation .....	10
3.4 Conduct of the MARS Analysis.....	10
3.5 Input Data and Models .....	12
3.5.1 NYCA Load Model .....	12
3.5.2 NYCA Capacity Model.....	14
3.5.3 Emergency Operating Procedures (EOPs) .....	19
3.5.5 Locational Capacity Requirements .....	19
3.5.6 External Control Area Load and Capacity Models.....	20
3.5.7 External Control Area Capacity .....	21
3.6 Sensitivity Analysis .....	21
3.7 Data Base Confidentiality .....	23
3.8 Standard Error .....	23
3.9 Data Base Quality Assurance.....	24
Section 4: Responsibilities.....	24
4.1 Installed Capacity Subcommittee.....	24
4.2 NYISO .....	25
4.3 Market Participants.....	26
4.4 NYSRC Executive Committee.....	26
Section 5: Establishment of the Final IRM .....	26
5.1 Consideration of IRM Study Results.....	26
5.2 Executive Committee IRM Voting Procedure .....	27
5.3 Treatment of changes in IRM assumptions after the IRM Study has been completed .....	28
APPENDIX A: Unified Methodology Description .....	30
APPENDIX B: IRM Anchoring Method .....	34
APPENDIX C: Final Base Case IRM Alignment Procedure .....	37

## **Section 1: Introduction**

The reliable supply of electric services within the New York Control Area (NYCA) depends on adequate and dependable capacity resources and transmission facilities. This policy focuses on the supply of electricity; specifically, the process that will be followed by the New York State Reliability Council (NYSRC) for determining and setting the amount of resource capacity required to ensure an acceptable level of service reliability in the NYCA.

The general requirements and obligations concerning NYCA resource adequacy and Installed Capacity Requirements (ICR) are defined in the NYSRC Agreement and the New York Independent System Operator (NYISO)/NYSRC Agreement. Under these Agreements, the NYSRC is responsible for calculating and establishing the amount of resources required to meet NYSRC Reliability Rules. In compliance with this obligation, the NYSRC Executive Committee approves an NYCA required Installed Reserve Margin (IRM) requirement for the following May through April Capability Year. The ICR relates to the IRM through the following equation:

$$\text{ICR} = (1 + \text{IRM}\%/100) \times \text{Forecast NYCA Peak Load}$$

The final NYCA IRM requirement, as approved by the NYSRC Executive Committee, is the basis for various installed capacity analyses conducted by the NYISO. These NYISO analyses include the determination of the capacity obligation of each Load Serving Entity (LSE) on a Transmission District basis, as well as Locational Installed Capacity Requirements, for the following capability year. These NYISO analyses are conducted in accordance with NYSRC Reliability Rules and Procedures.

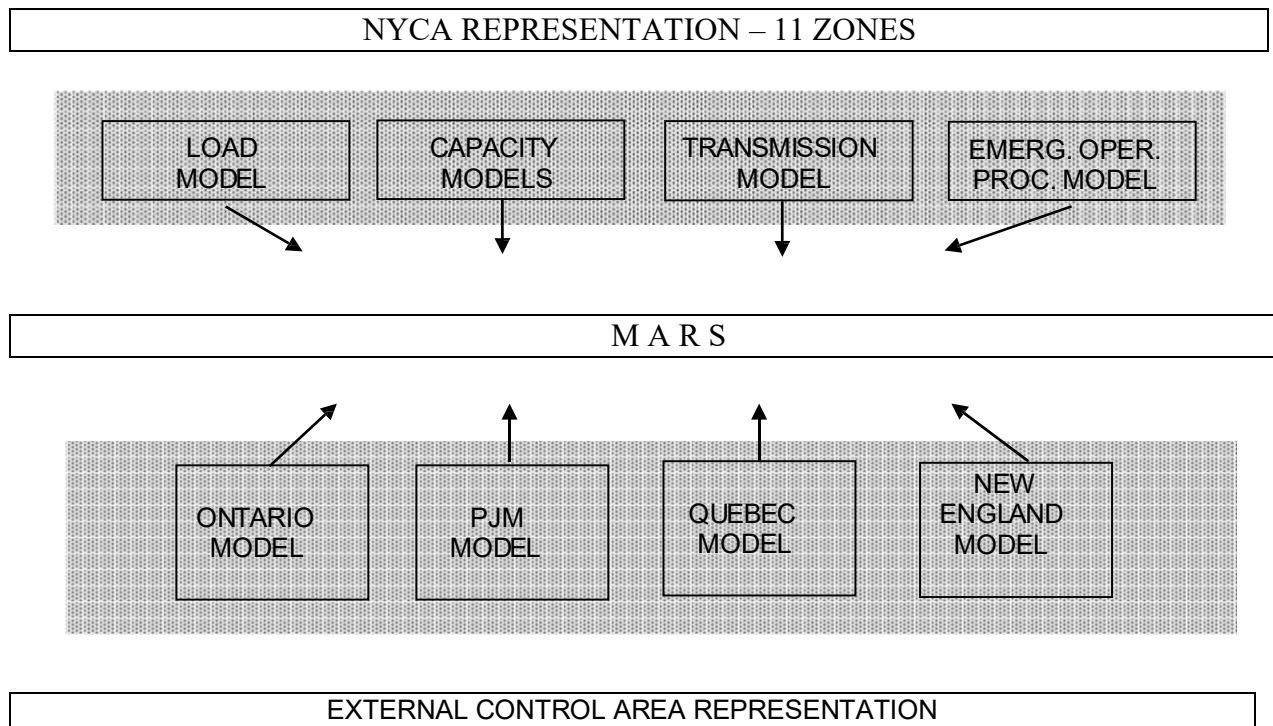
## **Section 2: Overview of the Reliability Calculation Process**

This section provides an overview of the NYSRC reliability calculation process, including the major modeling parameters for establishing statewide IRM requirements, a timeline for this process, and reporting requirements for the technical IRM Study Report (IRM Study).

## 2.1 Calculation Process

The reliability calculation process for determining the NYCA IRM requirement utilizes a probabilistic<sup>1</sup> approach. This technique calculates the probabilities of outages of generating units, in conjunction with load and transmission models, to determine the number of days per year of expected capacity shortages. The General Electric Multi-Area Reliability Simulation (MARS) is the primary computer program used for this probabilistic analysis. The result of the calculation is termed Loss of Load Expectation (LOLE), which provides a consistent measure of system reliability to the nearest thousandth. The relationship between MARS and the various models used in the NYCA IRM calculation process is depicted in Figure 2-1. The areas represented in the model include the eleven NYCA zones (A-K) and the four external areas as shown in Figure 2-1 are those areas that have transmission ties directly to the NYCA. The areas are represented as bubbles with the pipes representing the transmission lines that connect the areas in a network configuration. The Installed Capacity Subcommittee (ICS) of the NYSRC has the responsibility of monitoring these studies and preparing reports for establishing NYCA IRM.

**Figure 2-1: Relationship between MARS and the Models Used in the IRM Requirement Calculation Process**



<sup>1</sup> Probability is the extent to which an event is likely to occur as measured by the ratio of the occurrence of the event to the whole number of cases possible. In this case, a loss of load event.

## 2.2 Timeline

A timeline for establishing NYCA IRM requirements is shown in Table 2-1 top of the next page. This timeline is based on adopting an IRM in early December in order to provide the NYISO with next year's NYCA IRM requirement in sufficient time to recognize the NYISO's need to complete its installed capacity and procurement process and begin its studies for determining the following summer's LSE capacity obligations.

Adherence to this schedule is necessary to support the following:

- NYSRC's annual filing with the Federal Energy Regulatory Commission (FERC) which advises FERC of the annual state-wide IRM requirement for the New York Control Area for the following capability year.
- To seek FERC approval, as needed, of any revision to the IRM requirement.
- To notify the NYISO so that its capacity commitment schedule can be met.

**Table 2-1**  
**Timeline for the Establishment of the**  
**NYCA Installed Capacity Requirements**

Monthly Meeting	Event/Deadline	Section References
<b>February</b>	<ul style="list-style-type: none"> <li>➤ Approve list of tasks needed for preparation of IRM study (ICS).</li> <li>➤ Approve scopes of potential new models (ICS).</li> <li>➤ Review initial IRM Study Assumptions Matrix (ICS).</li> <li>➤ Begin preparation of preliminary transmission topology (NYISO &amp; Transmission Owners, i.e., TOs).</li> </ul>	<p><b>4.1</b></p> <p><b>4.2</b></p> <p><b>3.5.4</b></p>
<b>April</b>	<ul style="list-style-type: none"> <li>➤ Review draft white papers for new models (ICS).</li> <li>➤ Review updated IRM Study Assumptions Matrix (ICS).</li> <li>➤ Review GADS data (NYISO).</li> <li>➤ Update new MARS software and benchmark as necessary (NYISO).</li> <li>➤ Begin base case build-up used for parametric analysis (NYISO).</li> </ul>	<p><b>4.1</b></p> <p><b>3.5</b></p> <p><b>3.9</b></p> <p><b>3.2</b></p> <p><b>3.4</b></p>
<b>May</b>	<ul style="list-style-type: none"> <li>➤ Approve new model white papers (ICS).</li> <li>➤ Review updated IRM Study Assumptions Matrix (ICS).</li> <li>➤ If applicable, approve use of the new MARS version (ICS).</li> </ul>	<p><b>4.1</b></p> <p><b>3.2</b></p>
<b>June</b>	<ul style="list-style-type: none"> <li>➤ Review updated IRM Study Assumptions Matrix, including preliminary transmission topology (ICS).</li> <li>➤ Complete draft of any Policy 5 revisions for EC approval (ICS).</li> </ul>	<p><b>3.5</b></p> <p><b>4.1</b></p>
<b>July</b>	<ul style="list-style-type: none"> <li>➤ Approve preliminary IRM Study Assumptions Matrix (ICS/EC).</li> <li>➤ Perform parametric study to be used as the basis for Table 6-1 of IRM Study report (NYISO).</li> <li>➤ Conduct preliminary IRM tan 45 analysis following parametric study (NYISO).</li> </ul>	<p><b>3.5</b></p> <p><b>4.4</b></p> <p><b>3.4</b></p>
<b>August</b>	<ul style="list-style-type: none"> <li>➤ Approve list of sensitivity cases (ICS/EC)</li> <li>➤ Review parametric study results and preliminary tan 45 analysis (ICS).</li> <li>➤ Send the completed initial master input file to GE (NYISO)</li> </ul>	<p><b>3.6</b></p> <p><b>3.4</b></p> <p><b>3.9</b></p>
<b>September</b>	<ul style="list-style-type: none"> <li>➤ Approve parametric results for Table 6-1 of IRM Study Report (ICS).</li> <li>➤ Approve preliminary base case IRM (ICS).</li> <li>➤ Begins sensitivity testing (NYISO).</li> </ul>	<p><b>3.4</b></p> <p><b>3.4</b></p> <p><b>3.6</b></p>
<b>October</b>	<ul style="list-style-type: none"> <li>➤ Fall NYCA load forecast approved (ICS)</li> <li>➤ Base Case assumptions lock-down (ICS)</li> <li>➤ Approve final base case assumptions matrix (ICS/EC)</li> <li>➤ Conduct final parametric cases (NYISO).</li> <li>➤ Begins preparation of draft IRM report including tables 6-1 and 7-1 of IRM Study Report (ICS).</li> <li>➤ Report data quality assurance reviews (NYISO/GE/TOs).</li> <li>➤ Review and approve sensitivity results and forward to EC (ICS).</li> </ul>	<p><b>3.5.1</b></p> <p><b>3.6</b></p> <p><b>3.5</b></p> <p><b>3.4</b></p> <p><b>2.3</b></p> <p><b>3.8</b></p> <p><b>3.6</b></p>
<b>November</b>	<ul style="list-style-type: none"> <li>➤ Complete draft IRM study report (ICS).</li> <li>➤ Approve base case IRM (ICS/EC).</li> <li>➤ If required prepare Special Sensitivity Case (includes any assumption changes after lock-down) (ICS/NYISO)</li> </ul>	<p><b>2.3</b></p> <p><b>3.4</b></p> <p><b>3.6</b></p>
<b>December</b>	<ul style="list-style-type: none"> <li>➤ Complete final IRM Study Report (ICS).</li> <li>➤ Approve sensitivity results (ICS/EC).</li> <li>➤ Approve final IRM Study (EC).</li> <li>➤ Final IRM adopted (EC)</li> <li>➤ Issue letter to the NYISO CEO, IRM filing to FERC announcing final IRM, and informational filing to New York State Public Service Commission (PSC) (EC).</li> <li>➤ Complete base case alignment study (ICS)</li> </ul>	<p><b>2.3</b></p> <p><b>3.6</b></p> <p><b>3.4</b></p> <p><b>5.0</b></p> <p><b>4.4</b></p> <p><b>App. C</b></p>

## 2.3 IRM Study Reporting Requirements

In accordance with the NYSRC Reliability Rules, the NYSRC prepares the IRM Study, a technical report providing the assumptions, procedures, and results of analyses for determining NYCA IRM requirements. Drafts of this report are posted on the NYSRC web site and comments from all market participants are solicited during the NYCA IRM determination process in accordance with NYSRC Openness Policy (NYSRC Policy 2).

## Section 3: Reliability Calculation

This section contains the criterion used for calculating the required NYCA IRM level, a description of the reliability calculation, including the primary computer program used, and a description of the input data and models used in the reliability calculation. Section 5 will cover the process for establishing the final IRM requirement for the following capability year, which evaluates the base case and sensitivity case results determined by the reliability calculation described in Section 3.

### 3.1 NYSRC Resource Adequacy Criterion

The acceptable LOLE reliability level in the NYCA is stated in the NYSRC Resource Adequacy Reliability Rules: A.1: B: R1 and R1.1 which states:

*The NYSRC shall annually perform and document an analysis to calculate the NYCA installed Reserve Margin (IRM) requirement for the following Capability Year. The IRM analysis shall probabilistically establish the IRM requirement for the NYCA such that the loss of load expectation (LOLE) of disconnecting firm load due to resource deficiencies shall be, on average, no more than 0.1 loss of load Event-Days<sup>2</sup> per year. LOLE evaluations shall make due allowance for demand uncertainty, scheduled outages and deratings, forced outages and deratings, assistance over interconnections with neighboring control areas, NYS Transmission System emergency transfer capability, and capacity and/or load relief from available operating procedures.*

In addition to NYSRC reliability rules stated above, the reliability calculation will comply with A1: B: R2 which states:

---

<sup>2</sup> Event-Day: An event-period lasting one day during which at least one Event-Hour occurs. An event-hour is defined as an event-period lasting one hour during which, at some point, system resources are insufficient to meet demand.

*The NYSRC and NYISO shall include calculation and reporting of Loss of Load Hours (LOLH)<sup>3</sup> and Expected Unserved Energy (EUE)<sup>4</sup> reliability metrics in the probabilistic resource capacity assessments and studies required in A.1 R3 and A.3 R2.*

The EUE and LOLH metrics shall be reported in the IRM study report for the base and sensitivity case results.

These Rules are consistent with the NPCC Resource Adequacy Criterion and may be modified from time to time, as appropriate, in accordance with the NYSRC open process procedure for modifying NYSRC Reliability Rules (NYSRC Policy 1).

### **3.2 Computer Program Used for Reliability Calculation**

The primary tool used in the probabilistic analysis for establishing NYCA IRM requirements is a General Electric computer program called the Multi-Area Reliability Simulation (MARS). This program includes a detailed load, capacity resource, and transmission representation for 11 NYCA zones (A through K), as well as the four external Control Areas interconnected to the NYCA (see Section 3.3 for a description of these zones and Control Areas).

A sequential Monte Carlo simulation forms the basis for MARS. The Monte Carlo method provides a fast, versatile, and easily expandable program that can be used to fully model many different types of capacity resources and demand-side options.

The MARS program calculates the standard reliability indices of daily and hourly LOLE (Event Days/year and Event-Hours/year) and Expected Unserved Energy (EUE)<sup>2</sup>. The use of sequential Monte Carlo simulation allows for the calculation of time-correlated measures such as frequency (outages/year) and duration (hours/outage). The program also calculates the need for initiating Emergency Operating Procedures (EOPs), expressed in days/year (see Section 3.5.3).

In addition to calculating the expected values for the reliability indices, MARS also produces probability distributions that show the actual yearly variations in reliability that the NYCA could be expected to experience.

---

<sup>3</sup>Loss of Load Hours (LOLH): The expected number of Loss of Load Event-Hours in a given time period (often one year) when a system's resources are insufficient to meet demand.

<sup>4</sup> The expected amount of energy (MWh) of unserved load in a given time period (often one year) when a system's resources are insufficient to meet demand.



In determining the reliability of the NYCA there are several types of randomly occurring events that must be taken into consideration. Among these are the forced outages of generating units and transmission capacity. Monte Carlo simulation models the effects of such random events. Deviations from the forecast loads are captured by the use of a load forecast uncertainty model.

Monte Carlo simulation approaches can be categorized as “non-sequential” and “sequential”. A non-sequential simulation process does not move through time chronologically or sequentially, but rather considers each hour to be independent of every other hour. Because of this, non-sequential simulation cannot accurately model issues that involve time correlations, such as maintenance outages, and cannot be used to calculate time-related indices such as frequency and duration.

A sequential Monte Carlo simulation, the approach used by the MARS program, steps through the year chronologically, recognizing the fact that the status of a piece of equipment is not independent of its status in adjacent hours. Equipment forced outages are modeled by taking the equipment out of service for contiguous hours, with the length of the outage period being determined from the equipment’s mean time to repair. The sequential simulation can model issues of concern that involve time correlations and can be used to calculate indices such as frequency and duration. It also models transfer limitations between individual areas.

Because the MARS Program is based on a sequential Monte Carlo simulation, it uses state transition rates, rather than state probabilities, to describe the random forced outages of the thermal units. State probabilities give the probability of a unit being in a given capacity state at any particular time and can be used if one assumes that the unit’s capacity state for a given hour is independent of its state at any other hour. Sequential Monte Carlo simulation recognizes the fact that a unit’s capacity state in a given hours is dependent on a given state in previous hours and influences its state in future hours. It thus requires additional information that is contained in the transition rate data.

If an updated MARS software version becomes available by June 1, prior to the start of IRM study cases, ICS should consider its use for conducting the study. The decision to select a new MARS version depends on desirable improvements in the reliability calculation process or correction of program errors in the new version. If there is a decision to utilize a new MARS version, it must be tested and benchmarked by the NYISO to ensure that it produces acceptable results. Such tests normally compare results for reasonableness with study results from a previous MARS version using the same assumptions. If a new MARS version becomes available after commencement of IRM study cases, it may be considered for use for the following IRM study.

### 3.3 NYCA Zones and External Areas Transmission Representation

As described in 2-1, the MARS model uses a bubble and pipe concept or transportation model to represent the transmission system connecting the NYCA zones and external areas. A detailed transmission system model or topology is updated at the beginning of the study year. The pipes connecting the bubbles represent the capacity or transfer limits of the transmission lines between the areas. Groups of pipes are combined to represent the transmission interfaces that are utilized in planning and operating the NYCA grid. Several of these interfaces have transmission limits which are dynamic and can vary as a function of the available generation. Because the underground/underwater cables connecting New York City (Zone J) and Long Island (Zone K) with the rest of the state (Zones A-I) can have long repair times, their availability or capacity is represented by transition rates similar to thermal generators.

The transfer capability utilized for each study year are derived from in various studies performed by the NYISO and based upon input from Transmission Owners and neighboring regions. The NYISO's Transmission Planning and Advisory Subcommittee (TPAS) also reviewed and approved the topology.

### 3.4 Conduct of the MARS Analysis

Each year's MARS IRM analysis develops both a *preliminary base case* and a *final base case*.

#### The Preliminary Base Case

The preliminary base case is developed by starting with the previous year's final base case and inputting base case changes one parameter at a time. The LOLE results of each of these "parametric analyses" simulations are reviewed to confirm that the reliability impact of the change is reasonable and explainable. In addition, parametric results are used to show the incremental IRM change impact for individual parameters from the IRM for the previous capability year. This base case incorporates a preliminary peak load forecast (see Section 3.5.1). The preliminary base case is used to conduct sensitivity studies (see Section 3.6).

#### The Final Base Case

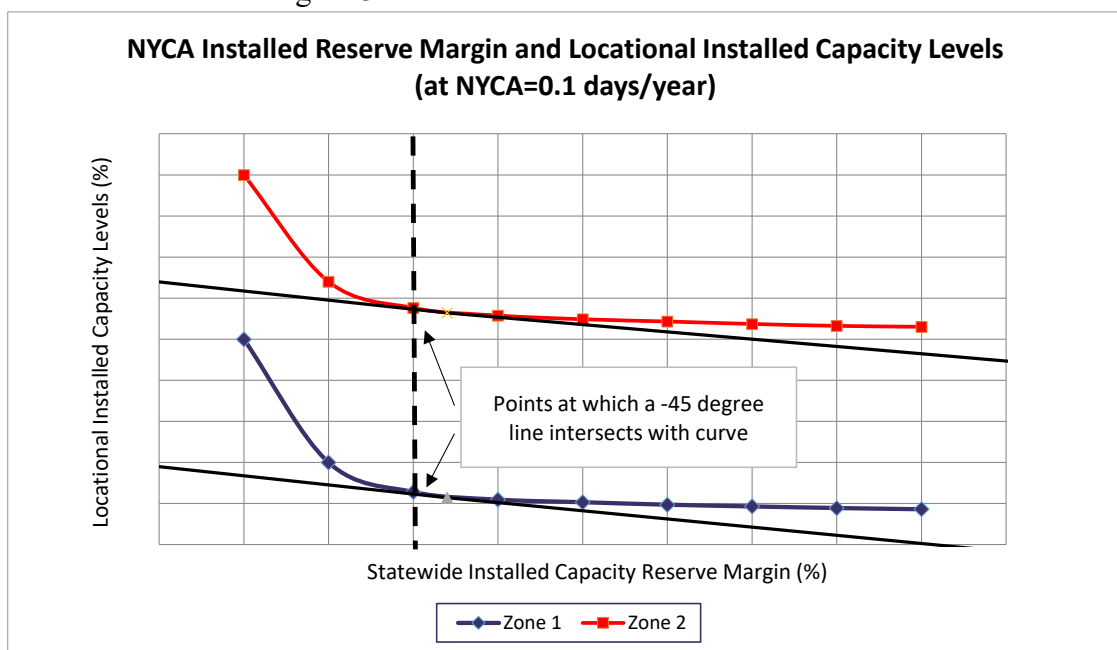
The final base case is prepared following receipt of the NYISO's fall load forecast (see Section 3.5.1). The final base case may also include data changes resulting from quality assurance reviews. The final base case is used to calculate the final IRM. The final base case includes updates or corrections, approved by ICS, which have occurred since the preliminary base case.

### 3.4.1 Unified Method for Establishing IRM Requirements

The procedure utilized for establishing NYCA IRM requirements is termed the *Unified Method* because it provides a coordinated approach that can also be used by the NYISO for its analysis of Locational Capacity Requirements (LCRs<sup>5</sup>). The Unified Method reflects a relationship between NYCA IRM and the LCRs as depicted graphically in Figure 3-2 on top of the next page.

Under this method capacity is removed from zones west of the Central-East interface that have excess capacity when compared to their forecast peaks until a study point IRM is reached. At this point, capacity is shifted from Zones J and K into the same zones as above until the 0.100 *Event-Days/ year* LOLE criterion is violated. Doing this at various IRM points yields a curve such as depicted in Figure 3-2, whereby all points on the curve meet the NYSRC 0.100 *Event-Days/year* LOLE criterion. Furthermore, all LCR “point pairs” for NYC and LI curves along the IRM axis represent a 0.100 *Loss of Load Event-Days/year* LOLE solution for NYCA. Appendix A provides a detailed description of the Unified Method.

Figure 3-2: Unified Curve and IRM Anchor Point



<sup>5</sup> NYSRC Policy 5 does not specify the method by which the final LCRs are set. Rather, the NYISO determines the final LCRs for all Localities through its tariff and procedures. The LCRs set by the NYISO must be consistent with the state-wide IRM adopted by the NYSRC.

### 3.4.2 Base Case IRM Anchoring Methodology

This method establishes base case NYCA IRM requirements and related preliminary minimum LCRs from IRM/LCR curves established by the Unified Method described in Section 3.4.1. The *anchor point* on the curve in Figure 3-2 is selected by applying a tangent of 45 degrees (“Tan 45”) analysis at the bend (or “knee”) of the curve. Points on the curve on either side of the Tan 45 point may create disproportionate changes in LCR and IRM, since small changes in LCR can introduce larger changes in IRM requirements and vice versa. Appendix B describes the mathematical analysis for selecting Tan 45 points on the curves. Alternative anchoring methods will be periodically evaluated.

## 3.5 Input Data and Models

This section describes the load, capacity, and transmission models that are input to the MARS program for determining NYCA IRM requirements.

The input data and models used for an IRM study’s base case are incorporated into an *Assumptions Matrix* which is prepared early in the study process as this information becomes available (see Table 2-1). Before any proposed major enhancement of a model is accepted for use in the base case, it is given a thorough review. The review includes testing of the proposed enhancements and may include the preparation of a white paper. If it is found that a proposed model enhancement cannot be developed in time for the next IRM study, its implementation may be delayed to the following year’s IRM study. The IRM Study model base case reflects those resource and transmission system changes that are received by the study input cutoff date and that will be effective on June 1 of the Capability Year to be studied.

Preliminary base case assumptions are approved by ICS and the Executive Committee in early July. Final base case assumptions, including assumption changes that may occur after approval of the preliminary base case assumption matrix, are approved in early October. Substantive assumption changes that are identified after final base case assumption approval (base case assumption “lock-down”) are combined into a single Special Sensitivity Case (see Table 2-1 and Section 3.6) that is approved by ICS.

### 3.5.1 NYCA Load Model

The NYCA load model consists of the forecast NYCA and zonal peak loads, load shapes, and load uncertainty models for the next capability year.

### Peak Loads

The NYISO provides peak and zone load forecasts for the next Capability Year. The NYISO will provide a preliminary load forecast – as published in the NYISO “Gold Book” as part of an initial data base for use in the preliminary base case. This load forecast could be adjusted, if necessary, to account for resources that do not participate in the wholesale markets. Following the summer period, the NYISO develops a fall forecast recognizing actual load conditions experienced during this most recent summer. This forecast should be available to the NYSRC by October 1 for use in the final base case (see Section 2.2).

### Load Shape Model

The yearly load shapes that are input to the MARS program consist of 8,760-hour chronological loads from multiple years. The appropriate load shape years used for the IRM study are developed by NYISO and reviewed by ICS. In making its determination, the NYISO may consider historical NYCA and zonal load shapes, weather characteristics, and other statistics from a minimum of the past ten years. After consultation with the NYISO, the ICS adopts the appropriate load shape years for the IRM study.

Since historical load shapes may contain peaks that differ from the upcoming year forecast, the chosen shapes are adjusted to accommodate the zonal and system forecast peaks. In addition, the load shapes are adjusted to account for the expected study year behind-the-meter solar hourly penetration levels.

### Load Forecast Uncertainty Model

The load forecast uncertainty (LFU) model captures the impacts of weather conditions on future loads. The LFU gives the MARS program information regarding seven load levels (three loads lower and three loads higher than the median peak) and their respective probabilities of occurrence. For each modeled hour of a given load level, the MARS program determines the resource adequacy and calculates an average loss of load expectation for the capability year. MARS then uses the LOLE results of each load level to calculate a probability weighted-average LOLE for each area.

Recognizing the unique LFU nature of individual NYCA zones, summer LFU models are subdivided into five separate areas: New York City (Zone J), Long Island (Zone K), Zones H and I, Zones F and G, and the rest of New York State (Zones A-E).

Uncertainty in winter peak load conditions is expected to become more impactful in future years, as winter peak load levels increase due primarily to heating electrification. For this reason, a winter peak LFU model is now also developed using a combination of dry-bulb and wind-chill factors, as appropriate. Currently, the winter LFU is applied to the entire

NYCA with no geographic differentiation. Future consideration may be given to constructing winter LFU distributions by area as is being done with the summer models.

Preparation of the summer LFU model is coordinated by the NYISO in collaboration with the TOs. The process used to develop the LFU model generally follows the procedure used to calculate the forecast NYCA ICAP peak as described in the *NYISO Load Forecasting Manual*. This process follows the development of the NYCA peak, insofar as the LFU is a distribution, not a point estimate. The LFU model is built in three steps: The first step calculates the seven-bin distribution of peak-producing temperature or other weather metric based on historical NYCA peak load days (usually 20 or 30 years). In the second step, regression models are created for each LFU area that estimate the relationship between the weather metric and summer daily peak loads for each LFU area, using one or more recent years of data (not older than 10 years). The third step combines the results from the first and second steps to calculate seven peak load multipliers on a per-unit basis, corresponding to the associated probabilities of occurrence defined by the LFU distribution. Following acceptance from the NYISO Load Forecasting Task Force, the NYISO submits the final LFU model to be used in MARS to ICS for review and approval.

### 3.5.2 NYCA Capacity Model

The capacity model input to MARS incorporates several types of resource capacity used to serve load in the NYCA. This section describes how each resource type is modeled in MARS.

#### Conventional Generating Units:

The capacity model includes all NYCA conventional generating units, including new and planned units, as well as units that are physically outside New York State. The IRM study base case will be updated for generating unit additions and removals consistent with the current Load and Capacity Data Report (“Gold Book”). In addition, the NYISO, pursuant to its procedures and tariffs, will identify the generating units that are eligible to participate in the NYISO’s ICAP market and recommend to the NYSRC the inclusion or removal of such units in the IRM base case. The ICS may request the NYISO to provide information concerning its application of its procedures and tariffs.

Conventional generating units requires the following input data:

*Unit Ratings.* The rating for each generating unit is the smaller of the reported Dependable Maximum Net Capability (DMNC) rating or the Capacity Resource Interconnection Service (CRIS) value. The annual NYCA Load and Capacity Report, issued by the NYISO, is the source of those generating units and their ratings included in the capacity model.

*Unit Performance.* Performance data for all thermal generating units, as well as the St. Lawrence hydroelectric projects, includes forced and partial outages, which are captured by inputting a multi-state outage model that is representative of the “equivalent demand forced outage rate” (EFORD) for each unit represented. The MARS program uses state transition rates and the development of generator transition rates matrices. The source of this data is outage information collected by the NYISO from generator owners using availability data reporting requirements in the NYISO Installed Capacity Manual. The multi-state model for each unit is derived from the collection of forced and partial outages that occur over the most recent five-year period using benchmarked GADS Open Source (OS) software. The appropriate historical time period should be periodically evaluated.

In addition to using actual outage data as the basis for representing EFORDs in the capacity model, there are two circumstances when non-historic data may be used. First, the performance projection for a new or planned unit should be based on NYCA experience with similar units and/or North American Electricity Reliability Corporation (NERC) class-averages for the type and size of the unit. Second, the NYISO utilizes a GADS screening process for reviewing the accuracy of outage data it has collected from generator owners. From the results of this screening process, the NYISO may recommend to ICS the replacement of misreported or suspect data with proxy data.

Another generating unit performance parameter to be modeled for each unit is scheduled maintenance. This parameter includes both planned and maintenance outage components. The planned outage component is obtained from the generator owners.

The historical summer maintenance is also reviewed to determine, on average, how many MW were on a maintenance outage on high load days. This value is used to determine how many generating units should be modeled on maintenance over the summer peak load period. For purposes of this review, the summer peak load period is June through mid-September of the Capability Year being studied.

*Thermal Unit Output Correction when Design Temperature Conditions are Exceeded.* Models of thermal unit deratings due to temperature in excess of DMNC test conditions are developed based on two parameters. The first parameter relates NYCA load to temperature, while the second parameter relates thermal unit deratings to temperatures above DMNC conditions.

*Environmental Regulations.* Environmental regulations may restrict the availability of generating units during certain time periods. Accordingly, the capacity model reflects implementation of environmental initiatives. Appropriate generating unit performance

models for recognizing environmental regulation impacts are developed using NYISO studies and other references.

*Fuel Availability Constraints:* As reliability risks during the winter season become more prominent across the NYCA system, the availability of gas and oil during winter conditions will become a critical input in the IRM study. A six-tiered fuel constraint model grouped by different NYCA winter load conditions and associated constraints was developed to capture this risk. The winter fuel availability model is intended to reflect the available fuel, from both gas and oil, under different NYCA load levels. This model will be reviewed and updated as needed for each IRM study cycle.

#### Behind-the-Meter Net Generation Resource (BTM:NG) units:

A facility within a defined electrical boundary comprised of a Generator and a Host Load located at a single interconnection point, where the Generator routinely serves, and is assigned to, the Host Load and has excess generation capability after serving that Host Load. BTM:NG Resources shall report their Dependable Maximum Gross Capability (DMGC) test and maintenance schedule. The full resource capacity of these BTM:NG facilities is included in the NYCA capacity model, while their host loads are included in the NYCA summer peak load forecast used for this study.

#### Intermittent Resources. Wind, Solar, and Run-of-River Hydroelectric Units:

Intermittent resources are renewable resources that are modeled as hourly load modifiers. The output of these facilities is based on production profiles derived from existing facilities operating within the NYCA over the same five-year period that is used for conventional units and BTM:NG.

#### Special Case Resources and Emergency Demand Response Program:

Special Case Resources (SCRs) are loads capable of being interrupted on demand, and distributed generators, rated at 100 kW or higher, that are not visible to the NYISO's Market Information System. The Emergency Demand Response Program (EDRP) is a separate program that allows registered interruptible loads and standby generators to participate on a voluntary basis and be paid for their ability to restore operating reserves.

The capacity from these programs is based on NYISO projections for the coming capability period based on the registered participants.



Due to the possibility that some of the potential SCR and EDRP program capacity may not be available during peak periods, NYISO projections are discounted based on previous experience with these programs (including years where there have been demand response events) as well as any operating limitations. Both EDRP and SCR programs are modeled as EOP steps, with a maximum number of calls per month so designated for EDRP programs. SCRs, however, because of their obligatory nature, are considered capacity resources in setting the IRM, while EDRP, like other EOP steps such as voltage reductions, are not considered capacity resources.

#### Energy Limited Resources (ELRs):

In 2019 the NYISO filed, and in 2020 FERC approved, tariff changes that became effective May 1, 2021, enhancing the ability of duration limited resources to participate in the NYISO markets. These rules allow output limited resources to participate in the markets consistent with those limitations and requires owners of those resource types to inform the NYISO of their elected energy output duration limitations by August 1st for the upcoming capability year.

ELRs are capacity resources that, due to environmental restrictions on operations, cyclical requirements, such as the need to recharge or refill, or other non-economic reasons, are unable to operate continuously daily. They include SCRs and energy storage facilities such as hydro pump storage, batteries, flywheels, etc. ELR units are modeled using the GE MARS ELR functionalities.

#### Unforced Capacity Deliverability Rights (UDRs):

UDRs are capacity rights that allow the holder/owner to receive the locational capacity benefit derived by the NYCA from the addition of a new incremental controllable transmission project that provides a transmission interface to a NYCA locality or zone.

The holder/owner of the UDR facility currently has the option on an annual basis of selecting the MW quantity of UDRs (ICAP) it plans on utilizing for capacity contracts over its controllable line which counts towards meeting locational and installed capacity requirements, with any remaining capability on the controllable line used to support emergency assistance.

#### External Capacity Deliverability Rights (EDRs):

EDRs are capacity rights, as measured in megawatts, that are associated with certain new incremental transmission projects that increase transfer capability over an existing transmission interface between a NYCA and an External Control Area

The holder/owner of the EDR facility currently has the option on an annual basis of selecting the MW quantity of EDRs (ICAP) it plans on utilizing for capacity contracts over facility which counts towards meeting installed capacity requirements, with any remaining capability on the facility used to support emergency assistance.

#### Sales:

The NYISO presents to ICS the inter-area capacity transactions to be modeled in the study.

#### Distributed Energy Resources (DER):

A Distributed Energy Resource may be one of the following categories of facilities electrically located in the NYCA: 1) a facility comprising two or more different technology types (e.g., wind, solar) located behind a single point of interconnection with a maximum Injection Limit of 20 MW, 2) a Demand Side Resource, or 3) a Generator with a maximum Injection Limit of 20 MW. The NYISO developed a participation model for DER to participate in the NYISO administered markets, including the ICAP market. Under this participation model, various resource types (including aggregations thereof) can participate in the NYISO-administered markets and will be required to follow the NYISO's dispatch instructions. With this participation model and expected enrollment of resources, two modeling principles have been established to support the modeling of different types of DER Aggregations in IRM studies:

*Modeling Principle 1:* Combines single resource type Aggregations that have energy duration limitations and DER Aggregations consisting of either DSR only or mixed generation resources into one unit by zone, technology type, and duration limitation.

*Modeling Principle 2:* Combines single resource type Aggregations without energy duration limitations by zone and technology type.

#### Behind-the-Meter (BTM) Solar:

Starting with the 2026-27 IRM study, BTM solar is being modeled as a supply-side resource. It is modeled as a positive DSM resource which offsets the negative DSM modeled in developing the gross load. However, the calculation for the IRM will remain unchanged. The net load will continue to be used in the denominator while the BTM solar will not be counted in the total ICAP. The output of these facilities is based on production profiles derived from existing facilities operating within the NYCA over the same five-year period that is used for conventional units.

### 3.5.3 Emergency Operating Procedures (EOPs)

The NYISO initiates emergency steps when its operating reserve levels approach critical levels. Such EOPs are modeled in IRM studies. The EOP steps consist of those load control and capacity resource supplements that can be implemented before load must be disconnected due to capacity shortages. Load control measures include implementation of SCR and EDRP programs, public appeals to reduce demand, and voltage reduction. Capacity resource supplements could include emergency purchases and cutting operating reserves. The benefit from each of these emergency steps can either be expressed as a percentage of load or in MW. The NYISO recommends to ICS the EOP steps and related capacity values to be represented in the base case, based on operating experience with these measures.

### 3.5.4 Applicable Reliability Rules for Transmission System Model Development

The transmission system is modeled through emergency transfer limits in the interfaces between pairs of NYCA zones, or between NYCA zones and external Control Areas. These emergency transfer limits are developed in accordance with NYSRC Reliability Rules B.1, B.2, and B.3, Thermal, Voltage, and Stability Assessments, respectively. The transfer limits are specified for each direction of the interface. Forced outage rates on cable interfaces in southeast New York are modeled in a similar manner as generating unit outages, through the use of transition rates. These outage rates are determined and provided by the transmission owners and the NYISO. Certain interfaces are grouped to reflect the maximum simultaneous flow through these interfaces. The NYISO updates the transmission system model annually in accordance with the IRM database schedule in Section 2.2.

### 3.5.5 Locational Capacity Requirements

The MARS model used in the IRM study provides an assessment of the adequacy of the NYCA transmission system to deliver energy from one zone to another for meeting load requirements. Previous studies have identified transmission constraints between certain load zones that could impact the LOLE of these zones, as well as the statewide LOLE. To minimize these potential LOLE impacts and to ensure that sufficient capacity is available in the constrained zones and that NYSRC Reliability Rules are met, these zones require a minimum portion of their NYCA ICAP requirements (LCRs) to be electrically located within these zones. LCRs are normally expressed as a percentage of each locality's annual peak load.

In accordance with the NYSRC/NYISO Agreement and the NYISO's tariff, the NYISO is responsible for establishing the final LCRs. Prior to the NYISO's LCR analysis, the NYSRC determines "preliminary" LCRs for Zone J (New York City) and Zone K (Long

Island) in conjunction with the IRM calculation process using the methodologies described in Section 3.4.

In addition to determining the final LCRs for Zones J and K, the NYISO sets the LCR for the combined Zones G, H, I, and J Zones (G-J Locality) which it applies to ICAP Market. The NYISO starts the LCR study with the final IRM established by the NYSRC. Appendix C describes the procedure used by the NYISO to align, if necessary, the base case to the final IRM, in preparation for the LCR Study by the NYISO. Adjustments are made to the NYSRC data base if assumptions, such as the load forecast, are updated. ICS shall review this Appendix C analysis to ensure that the 0.100 *Event-Days/year* LOLE criterion is maintained. Differences between these databases, if any, are described in an annual NYISO Study Report prepared in accordance with NYSRC Reliability Rules A.1 and A.2.

### 3.5.6 External Control Area Load and Capacity Models

The reliability of NYCA depends on a large extent on emergency assistance from the external Control Areas with which the NYCA has direct connections to and reserve sharing agreements. These include all of the NPCC Areas (except the Maritimes) and the PJM-RTO. Therefore, load and capacity models of these external Control Areas are represented in the MARS analyses. The load and capacity models for New England, PJM-RTO, Ontario, and Quebec are based on data received directly from these external Control Areas. Another source of external Control Area data is the most current MARS data base used in NPCC studies, provided by NPCC members on request. The latest model information available for representation of external areas will be utilized.

The primary consideration for developing the final load and capacity models for the external Control Areas is to avoid overdependence on the external Control Areas for emergency capacity support. For this reason, a limit is placed on the amount of emergency capacity support that the NYISO can receive from external Control Areas in the IRM study. The value of this limit is based on a recommendation from the ICS that considers the amount of ten-minute reserves that are available in the external Control Areas above an Area's required reserve, along with other factors.

In addition, an external Control Area's LOLE assumed in the IRM Study cannot be lower than its own LOLE criterion and its reserve margin can be no higher than that external Control Area's minimum requirement. If the external Control Area's LOLE is higher than its own criterion while that Control Area's reserve margin is lower than its minimum requirement, its pre-emergency demand response (DR) can be represented. If load adjustments are required to be made to the external Area to comply with the LOLE and IRM requirements specified herein, the load adjustments by zone shall be made proportional to the excess resources (zonal resources – zonal load) in the load zones in the

external Area. The zones with greatest excess shall receive a greater proportion of the Area load adjustment, if required.

EOPs are not represented in external Control Area capacity models. This is because there are uncertainties associated with the performance and availability of these resources and the ability to deliver them to NYCA boundaries during a system emergency event, as well as recognition of other unknowns in the external Control Area modeling representation.

Another consideration for developing models for the external Control Areas is to recognize internal transmission constraints within the external Control Areas that may limit emergency assistance to the NYCA. This recognition is considered either explicitly, or through direct multiarea modeling providing there is adequate data available to accurately model transmission interfaces and load areas within these external Control Areas.

The external Control Area's load shapes would normally match those chosen for the NYCA. A recommendation of selecting differing years should depend on what years are chosen to represent NYCA's load shape, review of the years chosen by the Northeast Power Coordinating Council (NPCC) and PJM for their studies, and other factors. The top three summer peak load days of an external Control Area should be specified in the load model to be coincident with the NYCA top three peak load days. The purpose of this is to capture the higher likelihood that there will be considerably less load diversity between the NYCA and external Control Areas on very hot summer days.

### 3.5.7 External Control Area Capacity

The study models external capacity in a manner that allows the model to utilize emergency assistance from the neighboring Control Areas to be relied upon as necessary (see section 3.5.6) to meet the LOLE criteria. Only certain grandfathered contracts, certain capacity wheel-through agreements (including the HQ capacity wheel to ISO-NE) and External CRIS, are explicitly modeled in the study to allow the model to utilize the full amount of emergency assistance that can be made available due to the inter-control area tie capability limits. Once the NYCA IRL and LCRs are set for the Capability Year, the NYISO conducts a separate study utilizing the base case to evaluate whether additional capacity import rights may be made available to external Control Area resources while preserving the necessary amount of emergency assistance available over the inter-control area ties to maintain the IRL and corresponding LOLE.

## 3.6 Sensitivity Analysis

In addition to running a base case using the input assumptions described in Section 3.5, sensitivity studies are run to determine reserve margin requirement outcomes if using

different assumptions than in the base case. Sensitivity studies provide a mechanism for illustrating “cause and effect” of how some performance and/or operating parameters and study assumptions can impact reliability. Certain sensitivity studies also serve to inform the NYSRC Executive Committee of how the IRM may be affected by deviations from selected base cases assumptions (see Section 4). Various types of sensitivity studies are grouped as follows:

*MARS Parameter Impacts* – This type of sensitivity study illustrates how MARS evaluations and IRM requirements are impacted by not representing certain modeling parameters within MARS. Examples of these sensitivity studies that could be considered are: 1) NYS transmission system capability not represented, i.e., transmission constraints not represented within NYCA; 2) interconnections to external Control Areas not represented, i.e., no emergency assistance to NYCA; and 3) load forecast uncertainty not represented.

*Assumption Uncertainty Impacts* – This type of sensitivity study illustrates the IRM impacts of recognizing the uncertainty of certain base case assumptions described in Section 3.5. These sensitivity studies are normally represented in pairs of high and low assumption ranges related to selected base case assumptions. Occasionally, sensitivity studies in this group are run when alternatives or disagreement may have existed during preparation of base case input assumptions. Examples of these sensitivity studies that could be considered are higher and lower external Control Area reserves than represented in the base case, higher and lower EOP performance than represented in the base case, and changes in projected capacity resource additions and retirements. Each sensitivity case is defined by representing a reasonable range of assumptions higher and/or lower than the base case value.

*Impacts of Future System Changes* – This type of sensitivity study is sometimes considered to illustrate the impact of possible system changes that could be expected after the capability period currently being examined. An example of this type of sensitivity would be to examine the IRM impacts of future environmental initiatives.

*Special Sensitivity Case* – All substantive assumption changes following approval of the final base assumptions in early October are combined into a single Special Sensitivity Case (see Table 2-1 and Section 3.5). The Special Sensitivity Case is conducted using a Tan 45 analysis (see Section 3.4.2) for determining an IRM. The Executive Committee may adopt the Special Sensitivity Case as the final base case for the IRM study within the schedule as shown in Table 2-1.

An IRM study’s preliminary base case is used to run sensitivity studies (See Section 3.4).

### 3.7 Data Base Confidentiality

A confidentiality agreement is in place to prevent disclosure of market sensitive data and data confidentially. FERC Order 889 Code of Conduct rules apply to NYSRC representatives with access to IRM Data Bases. From time to time changes to the confidentiality agreement may be made.

### 3.8 Standard Error

Another step in assuring a quality result is to determine whether the standard error is acceptable. The MARS model is run for a set number of iterations at increments of 250. Ideally, the standard error value remains less than 0.025 throughout the entire IRM Study. However, to provide a quality result, the ICS has determined that the desired standard error value for the mean Loss of Load Expectation (LOLE) at the 95% confidence level shall be less than or equal to 0.025 at the final iteration at three critical points; a) the beginning of the IRM Study; b) at the conclusion of the Preliminary Base Case prior to the Tan 45 process; and c) at the conclusion of the Final Base Case prior to the Tan 45 process. If the standard error is not met at these critical points, the number of iterations is increased by 250 iterations until the condition is met. The MARS model is then returned to criteria as necessary and the results reported to ICS as part of the parametric analysis of the respective base cases. The Tan 45 process then proceeds as planned for either the preliminary or final Base Case.

By default, the standard error at the beginning of the IRM study is met as the study begins with the final Base Case from the prior year IRM study. However, if the number of iterations has become excessive with a corresponding standard error well below the 0.025 standard error value, it may be appropriate to decrease the number of iterations. In general, the more iterations used by MARS, the better the convergence and the better the confidence in the result. Unless the MARS runtime is seriously impacted, there is no technical reason to reduce the number of iterations necessary to achieve the standard error value.

In the event that any changes in the load, capacity, and transmission models that are input to the MARS program for determining NYCA IRM requirements result in a significant increase (i.e., an increase of at least 100% or more) in the number of iterations to achieve convergence and the desired LOLE standard error of 0.025 at a confidence level of 95%, the ICS shall immediately notify the EC of such an outcome, the reason for and potential remedies such as the relaxation of the confidence level. The notification should also state why the remedy(s) are needed such as to ensure the timely completion of the IRM Study. If a remedy is implemented that imposes relaxation of any statistical constraint, the ICS shall make all reasonable efforts to perform a single MARS run at the determined IRM

requirement to ensure that the NYCA LOLE shall be, on average, no more than 0.1 loss of load event-days per year at the original standard error criteria.

### **3.9 Data Base Quality Assurance**

It is critical that the data base used for IRM studies undergo sufficient review by the NYSRC and NYISO in order to verify its accuracy. To accomplish this objective, the NYSRC process for preparing an IRM study base case utilizes a method for reviewing the data base, while respecting confidentiality issues (see Section 3.7).

The NYISO and General Electric both conduct preliminary data quality assurance reviews as soon as base case assumptions are developed and prior to preparation of a preliminary base case. An additional data review is conducted by the NYISO, General Electric, and transmission owners prior to preparation of the final base case. Masked and encrypted input data is provided by the NYISO to the transmission owners for their reviews. Any data found to be in error by these reviews is corrected before being used in the final base case. Results of quality assurance reviews are reported to ICS. Additional quality assurance reviews are conducted as deemed necessary by ICS.

In addition to above processes to review the IRM base case, the NYISO has its internal processes to evaluate whether the data supplied by Market Participants is consistent with NYISO procedures.

## **Section 4: Responsibilities**

This section describes the responsibilities for providing and developing input data and modeling assumptions, conducting the NYCA IRM studies, and establishing the required IRM as described in Section 3. There are four entities having such responsibilities: ICS, NYISO, Market Participants, and the NYSRC Executive Committee.

### **4.1 Installed Capacity Subcommittee**

The NYSRC Installed Capacity Subcommittee (ICS) has the overall responsibility of managing studies and preparing reports for establishing NYCA installed capacity requirements. Specific responsibilities include:

- Develop and approve all modeling and database assumptions to be used in the reliability calculation process. These assumptions include load models,



representation of NYCA generating units and other types of resource capacity, emergency operating procedures, transmission representation, and external Control Area models (see Section 3.5). Review proposed major modeling enhancements to ensure technical accuracy and implementation meets study schedule requirements.

- Approve the version of the MARS program to be used for the study (see Section 3.2).
- Manage conduct of MARS cases for developing the preliminary and final base cases, including benchmarking requirements.
- Recommend to the Executive Committee the sensitivity studies to be run (see Section 3.6).
- Together with NYISO staff, review and ensure database accuracy (see Section 3.5.7).
- Ensure that the timeline requirements in Section 2.2 are met.
- Arrange for supplemental computer facilities as needed.
- Prepare status updates and the IRM Study Report for NYSRC Executive Committee review.
- Coordinate above activities with NYISO staff.

## 4.2 NYISO

The NYSRC relies on the NYISO to provide sufficient technical and computer support for the IRM Study effort. The basis for this support is provided in the NYISO/NYSRC Agreement. The NYISO leases the MARS computer program used for the reliability calculation studies. The NYISO utilizes the same program and NYSRC assumptions<sup>6</sup> from the IRM Study for its own study of LSE locational capacity requirements.

- Conduct MARS studies for the IRM Study as requested by ICS.
- Develop load, capacity, transmission, and EOP models and supporting data for consideration by ICS for use in the IRM Study . This information should be provided to ICS so as to allow the timeline requirements in Section 2.2 to be met. The NYISO should make recommendations to ICS concerning the application of these models in the IRM Study. Collaborate with ICS to prepare white papers describing proposed major modeling enhancements.
- Together with ICS, review and ensure database accuracy. Retain General Electric to assist in this review.
- Benchmark new versions of MARS.
- Obtain technical support for the application of MARS for IRM studies from General Electric, as well as other outside entities, as required.

---

<sup>6</sup> Updates to the IRM assumptions that are used in the LCR study are in accordance with Section 5.3

### **4.3 Market Participants**

Market Participants are responsible for providing information concerning load, planned resource capacity changes, and transmission system modeling to the NYISO. Transmission Owner representatives participate in review of database accuracy.

### **4.4 NYSRC Executive Committee**

The NYSRC Executive Committee has the responsibility of approving the final IRM requirements for the next Capability Year.

Review and approve preliminary and final base case assumptions and models for use in IRM Study.

- Review preliminary base case IRM results.
- Approve sensitivity studies to be run and their results.
- Review and approve the IRM Study prepared by ICS.
- Establish and approve the final NYCA IRM requirement for the next Capability Year (see Section 5).
- To the extent practicable, ensure that the schedule for the above approvals allow that the timeline requirements in Section 2.2 are met.
- Notify the NYISO of the NYCA IRM requirements and meet with NYISO management as required to review IRM Study results.
- Make IRM Study results available to state and federal regulatory agencies and to the general public by posting the study on the NYSRC Web site.

## **Section 5: Establishment of the Final IRM**

### **5.1 Consideration of IRM Study Results**

The process utilized by the NYSRC Executive Committee for establishing the final IRM of the following Capability Year includes consideration of the final IRM base case study results and the sensitivity studies, based on the procedures and models described in Section 3, as well as other relevant factors. Following a full discussion of the base case study results, the sensitivity studies, and other factors considered by Executive Committee members to be relevant, the Executive Committee proceeds to vote on the final IRM value. The sensitivity studies serve to inform the Executive Committee of how the base case IRM might be affected, in either direction, by deviations from selected assumptions. The IRM Study represents the Executive Committee's

best judgment with respect to the base case assumptions that should be used in developing the base case IRM. The weight, if any, accorded one or more sensitivity studies in establishing a final IRM will be determined by Executive Committee members based on the relevant circumstances. The final IRM adopted by the Executive Committee will comply with the NYSRC resource adequacy criterion.

## **5.2 Executive Committee IRM Voting Procedure**

### **Step 1: Executive Committee Discussion**

Before any vote is taken the Executive Committee will conduct a full discussion of the IRM Study, the base case IRM, and the sensitivity studies, in which the Executive Committee members will have an opportunity to express their views.

### **Step 2: Straw Poll**

Following the discussion in Step 1, a secret straw poll will be taken in which each Executive Committee member will indicate the IRM the member supports as the final IRM. The IRMs to be voted on will include the base case IRM and any IRM plus or minus 0.100%, in multiples thereof, above or below the base case IRM. The Executive Secretary will announce the three IRMs that received the most votes and the number of votes each IRM received.

### **Step 3: IRM Voting**

Executive Committee will take successive votes on the IRM choices as determined in Step 2. The IRM that received the most votes in the straw poll will be voted on first. If that IRM does not receive the votes necessary for approval, the IRM that received the second most votes in the straw poll will be voted on. If that IRM does not receive the votes necessary for approval, the IRM that received the third most votes in the straw poll will be voted on. If there is a tie vote in the straw poll, the IRM that is closest to the base case IRM will be voted on. If they are equally close, they will be voted on together. If none of the IRMs voted on receives the necessary number of votes, the Executive Secretary will follow the procedure described in Step 4. If the Executive Committee does not approve a new IRM, the current IRM will remain in effect for the next Capability Year. The Executive Secretary will distribute printed ballots for each vote which will indicate the subject of the vote, the identity of the Executive Committee member voting, and the member's vote. The Executive Secretary will tabulate the votes which will be confirmed by the NYSRC Counsel. The Executive Secretary will announce the results but not how individual Executive Committee members voted. The Executive Secretary and the Counsel will treat the votes by individual Executive Committee members as confidential and not to be disclosed to any other Executive Committee member.

or any other party except on the express direction of the Executive Committee. The Executive Secretary will retain the voting records for a period of three years. If one of the IRM options voted on receives the necessary nine affirmative votes, the voting will be concluded.

#### **Step 4: Executive Committee Caucus**

If none of the choices voted on in Step 3 receives the necessary nine affirmative votes, the Executive Committee will caucus to discuss options for achieving the necessary nine affirmative votes.

#### **Step 5: Subsequent IRM Voting**

Following the Executive Committee caucus, the Executive Committee will vote again on the IRM choices that were voted on in Step 3 and any additional IRM choices identified in the Step 4 caucus.

#### **Step 6: Final Resolution**

If none of the IRM options voted on in Step 5 receives the necessary nine affirmative votes, Steps 4 and 5 will be repeated to determine if an IRM can receive the necessary nine affirmative votes. . After at least six (6) votes under Step 5, a member of the Executive Committee may make a motion to end the voting process. If the motion is successful, the current IRM will remain in effect for the next Capability Year. If the motion is not successful, the process will return to Step 4.

### **5.3 Treatment of changes in IRM assumptions after the IRM Study has been completed**

The following procedure describes the process that shall be implemented by the NYSRC Executive Committee for considering changing the final IRM in the event material changes in base case assumptions are identified after the final IRM has been approved:

1. Material changes in IRM base case assumptions that will be included in the NYISO's Locational Minimum Installed Capacity Requirements Determination Process that occur after the IRM Study has been completed or after the final IRM has been approved by the Executive Committee, shall be promptly reported by the NYISO to the Executive Committee. The NYISO will inform the Executive Committee of any material changes in

its Generator Status Report Update on December 1<sup>7</sup>. However, changes in generator availability of 200 MW or less will not be considered material.

2. The NYISO shall promptly conduct a preliminary analysis of any material changes in the IRM base case assumptions to determine their potential impact on the IRM base case results. NYISO will report the results of its preliminary analysis to the Executive Committee.
3. The Executive Committee shall review the NYISO's preliminary analysis and consider the impact of any changes to the IRM base case results or on the final IRM if a final IRM has been approved by the Executive Committee. A potential change in the base case IRM of 0.2% or less as a result of a material change in the IRM base case assumptions will not warrant further consideration by the Executive Committee.
4. If, after the Executive Committee reviews the preliminary IRM base case assumption changes and concludes that the final IRM should be reconsidered, the NYISO shall be requested to conduct a Tan 45 study using the new information. The Executive Committee will not, except in extraordinary circumstances, request the NYISO to conduct a new Tan 45 study after December 15.
5. The NYISO shall promptly report the results of a new Tan 45 study to the Executive Committee but by no later than December 22.
6. The Executive Committee shall consider the results of the Tan 45 study and determine, by no later than December 31, whether to revise the IRM base case or on the final IRM results, if a final IRM has been approved by the Executive Committee.
7. The Chairman of the Executive Committee is authorized to schedule special meetings and/or conference calls deemed necessary to expedite this process

---

<sup>7</sup> All dates refer to the December in the year in which the IRM for the succeeding Capability Year is being determined.

## APPENDIX A: Unified Methodology Description

### **1.0     *Introduction***

Appendix A describes a procedure to develop the statewide Installed Reserve Margin (IRM) versus preliminary Minimum Locational Capacity Requirements (LCRs) curves.

Within the New York Control Area (NYCA) there are currently two zones identified as localities to which this procedure would apply. They are the New York City and Long Island zones<sup>8</sup>.

### **2.0     *Initial Conditions***

- 2.1. A Multi-Area Reliability Simulation (MARS) base case database exists for the upcoming capability year.
- 2.2. Localities in the NYCA that require minimum LCR have been identified (in Section 1).
- 2.3. Any capacities that have been shifted, removed, or added to arrive at the base case for the IRM Study should be reset to the “as found” case before initiating this procedure. This procedure should start with the forecast capacities and forecast loads.

### **3.0     *Setting up the base case model for a desired study reserve margin (SRM)***

Installed capacity (ICAP) is either added to or removed from zones west of the Total East Interface that have excess capacity reserves (capacity rich zones) so that the statewide capacity to peak load ratio equals a desired study reserve margin (SRM) point.

---

<sup>8</sup> A third locality, the Hudson Valley Zone, has been identified by the NYISO and consists of zones G-J. The requirements for this locality are set after the IRM-LCR curve has been established.

- 3.1. A portion of this installed capacity (ICAP) is added to or removed from each capacity rich zone. The amount to be added to or removed from each capacity rich zone is based on the ratio of its excess unforced capacity (UCAP) to the total excess unforced capacity (UCAP) of all capacity rich zones.
- 3.2. Capacity removal or addition is achieved by adjusting the respective entry for each capacity rich zone in the MOD-MDMW table of the MARS program. The amount entered in the table is the equivalent UCAP amount for the amount of ICAP to be removed or added. UCAP for a zone is equal to the ICAP for that zone times one minus the weighted equivalent forced outage rate (1-WEFOR) for the zone.
- 3.3. The correct amount of ICAP added to or removed from NYCA should be verified by performing a single iteration MARS run using the capacity adjusted model, checking the total capacity from the MARS 07 output file, and calculating the achieved reserve margin.

#### **4.0      *Determination of the initial target capacity for each locality***

The initial target capacity for a locality is the maximum capacity that is shifted from or to the locality to yield a NYCA LOLE risk of 0.100 Event-Days/year, while all other zones and localities remain unchanged.

- 4.1. Using the capacity adjusted base case from Section 3 as the base model, if the LOLE for the base case is less or greater than 0.100 Event-Days /year, remove or add respectively, a trial amount of ICAP from or to the locality being considered.
- 4.2. The equivalent UCAP amount to be added to or removed from the locality is entered in the respective entry for the locality in the MOD-MDMW table of the MARS program.
- 4.3. To maintain the same desired reserve margin, the same ICAP amount should be removed from or added to the capacity rich zones using the steps in Section 3.0.
- 4.4. Run a MARS simulation for the number of iterations found in Section 3.8 entitled: “Standard Error” of this Policy on page 21.
- 4.5. If the NYCA LOLE is below or above 0.100 Event-Days/year, repeat Sections 4.1 to 4.4 with a higher or lower trial amount of ICAP until the NYCA LOLE reaches 0.100 Event-Days/year or within an acceptable range.

- 4.6. Record the total amount of ICAP added to or removed from the locality being considered. This is the initial target capacity for the locality.
- 4.7. If a NYCA LOLE of 0.100 Loss of Load Event-Days/year cannot be achieved either by shifting capacity to or from the locality, the desired SRM is not achievable and a new SRM should be selected with the steps in Section 3 repeated.
- 4.8. If a NYCA LOLE of 0.100 Event-Days/year is achieved for the locality, repeat the steps in Sections 4.1 to 4.7 for each identified locality and record the amount of ICAP capacity shift for each of these localities. These are the initial target capacities for the zones. (Before considering a new locality, reset the model to the original capacity adjusted base case, i.e. with the desired reserve margin, as described in Section 3.0)

## **5.0      *Determination of the capacity multiplier for each locality***

The capacity multiplier for an identified locality is the initial target capacity for the locality, obtained in Section 4, divided by the sum of the initial target capacities for all the identified localities. These multipliers determine the portion of the total installed capacities to be shifted for each identified locality. For example, if zones 1 and 2 are the only two localities identified, and the initial target capacities for zones 1 and 2 are 300 MW and 100 MW, respectively, then the capacity multiplier for zone 1 would be  $300/400$  or 0.75, while the capacity multiplier for zone 2 would be  $100/400$  or 0.25.

## **6.0      *Determination of the actual capacity removal or addition for each locality***

- 6.1. Based on the initial LOLE risk for the capacity adjusted based model obtained in Section 3, estimate a total trial amount of ICAP to be shifted from or to the identified localities.
- 6.2. This trial amount of capacity will be shifted from or to the identified localities using the capacity multipliers obtained in Section 5.0. For example, using the example in Section 5.0, if 1000 MW is to be removed from zones 1 and 2, then the amount of ICAP to be removed from zone 1 would be  $1000 * 0.75$  or 750 MW, and for zone 2, 250 MW respectively.



- 6.3. The equivalent amount of UCAP for each identified locality is then entered into the respective entries in the MOD-MDMW table of the MARS program.
- 6.4. To maintain the desired SRM, the same amount of ICAP capacity must be shifted to or from the capacity rich zones. The amount of equivalent UCAP entries for each of the capacity rich zones in the MOD-MDMW table can be determined using the same steps described in Section 3.
- 6.5. Run a MARS simulation for the number of iterations found in section 3.8 of this Policy.
- 6.6. If the NYCA LOLE risk is below or above 0.100 Event-Days/year, increase or decrease the trial amount of ICAP to be shifted from or to the identified localities. Repeat Sections 6.2 to 6.5 until the NYCA LOLE reaches 0.100 Event-Days/year or within an acceptable range.
- 6.7. Record the amount of ICAP shifted from or to each identified locality. The remaining amount of ICAP in each identified locality is the total capacity resources in the locality, minus or plus the amount shifted for that locality.

## ***7.0 The locational capacity requirement (LCR) for each identified locality***

The locational capacity requirement (LCR) for the desired SRM for each identified locality is the ratio, expressed as a percentage, of the remaining amount of ICAP in each identified locality, obtained in Section 6.7, to the forecast peak load of the locality.

## ***8.0 Determination of the LCR-IRM curves***

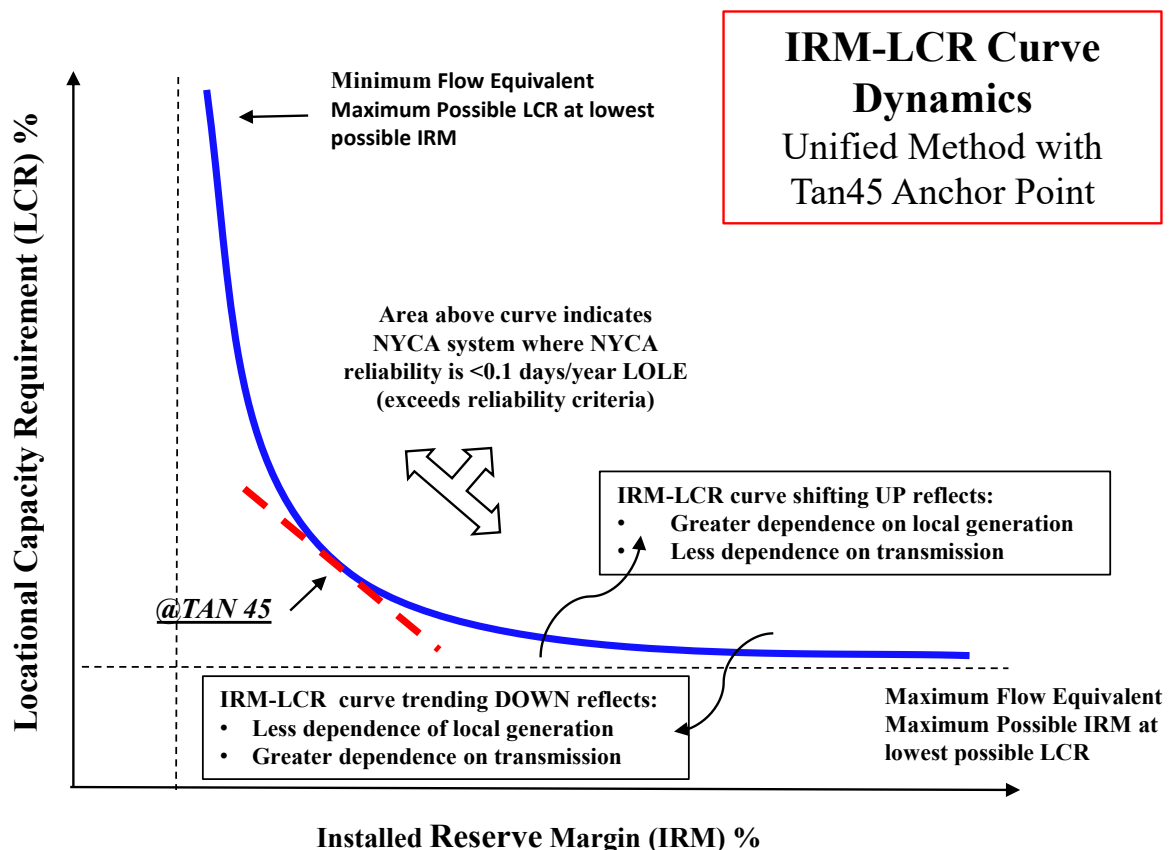
Repeat Sections 3.0 to 7.0 to provide the resulting LCRs for a range of desired reserve margins. The results will be used to plot the LCR-IRM curves and determine the desired NYCA LCR-IRM as described in Appendix B.

## APPENDIX B: IRM Anchoring Method

### 1.0 Overview

The IRM Anchoring Method identifies the NYCA IRM Requirements and related Minimum Locational Capacity Requirement (“MLCR”) from IRM/LCR curves established by the Unified Methodology. The *anchor point* on the curve is selected by applying a tangent of 45 degrees (“Tan 45”) analysis at the bend (or “knee”) of the curve as shown on Figure B-1 below. Based on these curves, extreme points on the curve on either side of the Tan 45 point may create disproportionate changes in LCR and IRM, since small changes in LCR can introduce larger changes in IRM Requirements and vice versa. A regression analysis is utilized to best fit the IRM/LCR curves and determine the Tan 45 point, rather than a visual inspection of the curves.

Figure B-1: IRM-LCR Unified Method Curve Dynamics with Tan 45 Anchor Point



## ***2.0 Methodology***

The IRM/LCR characteristic consists of a curve function, “a knee of the curve” and straight-line segments at the asymptotes. The curve function is represented by a quadratic (second order) curve which is the basis for the Tan 45 inflection point calculation. Inclusion of IRM/LCR point pairs remote to the “knee of the curve” may impact the calculation of the quadratic curve function used for the Tan 45 calculation. The procedure for determining the best fit curve function used for the calculation of the Tan 45 inflection point to define the base case requirement is based on the following methodology:

- 1) Start with all points on IRM/LCR Characteristic.
- 2) Develop regression curve equations for all different point to point segments consisting of at least four consecutive points.
- 3) Rank all the regression curve equations based on the following:
  - Sort regression equations with highest  $R^2$ .
  - Remove any equations which show a negative coefficient in the first term. This is the constant labeled ‘a’ in the quadratic equation:  $ax^2+bx+c$
  - Ensure calculated IRM is within the selected point pair range, i.e., if the curve fit was developed between 14% and 18% and the calculated IRM is 13.9%, the calculation is invalid.
  - In addition, there must be at least one statewide reserve margin point to the left and right of the calculated tan 45 point
  - Ensure the calculated IRM and corresponding LCR do not violate the 0.100 Event-Days/year LOLE criteria.
  - Check results to ensure they are consistent with visual inspection methodology used in past years studies.

This approach identifies the quadratic curve functions with highest  $R^2$  correlations as the basis for the Tan 45 calculation. The final IRM is obtained by averaging the Tan 45 IRM points of the NYC and LI curves. The Tan 45 points are determined by solving for the first derivatives of each of the “best fit” quadratic functions as a slope of -1. Lastly, the resulting MLCR values are identified.

## ***3.0 The IRM Rounding Procedure***

To facilitate the NYISO’s Locational Capacity Requirement (“LCRs”) study and the ICAP Market implementation, after the regression analysis, the IRM will be rounded to the nearest tenth. The selection of the final IRM will be based on three decimal point LOLE precision

– i.e., to the nearest thousandth reliability measure. The following principles will be applied during the rounding procedure:

- 1) Maintain the MLCRs values as the outcome from the regression analysis.
- 2) Apply conventional rounding of the IRM to the nearest tenth from three decimal point precision.
- 3) If the rounded IRM, along with the MLCRs, result in violating the 0.100 event days/year LOLE criterion, increase the IRM by 0.1% to meet LOLE criterion.

## **APPENDIX C: Final Base Case IRM Alignment Procedure**

The IRM base case model is used as the foundation for establishing the IRM, the Locational Capacity Requirements (LCRs), and for certain other NYISO reliability studies. It is understood that in establishing LCRs the NYISO will calculate LCR values, that together with the final IRM, will comply with NYSRC Reliability Rule A-R1 which is on average a LOLE of no more than 0.1 Event Days per year. In the event that NYSRC Executive Committee (EC) adopts an IRM different from the Final Base Case (FBC), the FBC must be aligned with the IRM adopted by the EC. As a result, the aligned database and the resulting LOLE becomes the inputs for the subsequent NYISO's LCR study. Appendix C discusses the potential changes to the IRM final base case model that are required to align the FBC with IRM adopted by the EC in order for the NYISO to conduct its various NYISO studies, including the LCR

### ***1.0 Establishing Final IRMs above the Study's Base Case Results***

When the NYSRC Executive Committee establishes a final IRM that is higher than the IRM study's base case result, it is adding an IRM margin to the base case results. The purpose of this margin is to ensure, considering base case assumption uncertainties, that the NYSRC resource adequacy Loss of Load Expectation (LOLE) criterion is met at the final IRM level. NYISO studies maintain this margin in using the IRM data base for calculating and setting the LCRs and External Capacity Rights.

When the established IRM is higher than the technical base case result, the NYISO will present to the ICS, the actions taken to determine the LOLE resulting from aligning the IRM database to the established IRM.

### ***2.0 Establishing Final IRMs below the Study's Base Case Results***

When the NYSRC Executive Committee establishes a final IRM that is lower than the base case IRM – after weighing consideration of sensitivity studies and other factors – it is confident that this lower IRM will meet the NYSRC resource adequacy criterion. These factors will be part of the FBC alignment procedure.

The FBC will be first adjusted based on the major factors considered during the establishment of the final IRM. If the adjusted database meets the final IRM and satisfies the LOLE criterion of no more than 0.1 event days per year, the alignment procedure is completed. If the LOLE criterion is not met, the database will be further adjusted by adding an adjustment step in the EOP table prior to load shedding and the number of MW in the

EOP adjustment for each zones will be determined using the methodology described in Appendix A Section 4 entitled: Determination of the initial target capacity for each locality.

After completion of the above base case alignment analysis, the NYISO will prepare a report for ICS review. This report shall present the resulting NYCA LOLE and the established IRM.

### ***3.0 Starting Point LCR Requirements Study***

The aligned base case database is used by the NYISO as the starting point for their requirement studies