New York ISO
Independent System Operator

2027-2028 Installed Reserve Margin (IRM) Final Base Case (FBC) Tan45 Results

Raja Subramanian

Resource Adequacy

ICS Meeting #324

November 3, 2026

©COPYRIGHT NYISO 2026. ALL RIGHTS RESERVED

Agenda

- **Final Base Case Tan45 Results**
  - Comparison to 2027-2028 IRM PBC Tan45
  - Comparison to 2026-2027 IRM FBC Tan45
  - Load Zone J and K Tan45 curves

- **Impact of Transmission Security Limit Floor (Minimum LCR Percentage) Values**

New York ISO

©COPYRIGHT NYISO 2026. ALL RIGHTS RESERVED

2027-2028 IRM: FBC Tan45 Results

Results	2027-2028 IRM PBC Tan45	2027-2028 IRM FBC Tan45	Delta
IRM	30.8%	30.9%	+0.1%
Load Zone J	85.9%	85.1%	-0.8%
Load Zone K	109.9%	110.7%	+0.8%
G-J Locality	89.3%	89.6%	+0.3%
NYCA EOP (Days/Yr.)	5.2	4.8	-0.4
Winter Risk %	9.2%	8.4%	-0.7%

New York ISO

©COPYRIGHT NYISO 2026. ALL RIGHTS RESERVED

Comparison to 2026-2027 IRM FBC

Results	2026-2027 IRM FBC (Special Sensitivity Case)	2027-2028 IRM FBC Tan45	Delta
IRM	25.6%	30.9%	+5.3%
Load Zone J	79.8%	85.1%	+5.2%
Load Zone K	107.5%	110.7%	+3.2%
G-J Locality	89.2%	89.6%	+0.4%
NYCA EOP (Days/Yr.)	6.2	4.8	-1.4
Winter Risk %	14.8%	8.4%	-6.4%

New York ISO

©COPYRIGHT NYISO 2026. ALL RIGHTS RESERVED

Key Observations

- **The 2027-2028 FBC IRM is 30.9%, an increase of 0.1% relative to the 2027-2028 Preliminary Base Case (PBC), and 5.3% relative to the 2026-2027 FBC Special Sensitivity Case (SSC)**
  - Despite the 0.1% increase in the IRM from the PBC to the FBC, the ICAP maintained criteria decreased by 854.2 MW, from 41,887.9 MW to 41,033.7 MW, due to the decrease in forecasted peak load.
- **Key Drivers: PBC to FBC**
  - Since the PBC, upward drivers on the IRM include Fall Load Forecast (+0.64%) and New Generator Inclusion (+0.12%).
  - Downward drivers include the Voluntary Curtailment & Public Appeals MW update (-0.18%), Special Case Resources MW update (-0.16%), interface limit updates (-0.12%), and Voltage Reduction MW update (-0.08%).
- **Key Drivers: 2026-2027 to 2027-2028**
  - Through the 2027-2028 IRM study, the largest IRM impact drivers remain consistent with those that were discussed during the PBC Tan45 presentation at the 8/5/2026 ICS meeting. [1]
  - The largest upward drivers on the IRM since the 2026-2027 IRM FBC SSC include, but are not limited to, the New Generator Inclusion (+3.52%), Updated Thermal EFORd data (+1.12%), 2026 Gold Book DMNC (+1.01%), and the two Load Forecast updates (+0.96%).
  - The largest downward drivers on the IRM since the 2026-2027 IRM FBC SSC include, but are not limited to, the Resource Deactivations (-1.27%), and Winter Fuel Availability Constraints Modeling Update (-0.40%).

[1] 2027-2028 IRM PBC Tan45 Results

New York ISO

©COPYRIGHT NYISO 2026. ALL RIGHTS RESERVED

Load Zones J and K Tan45 Curves

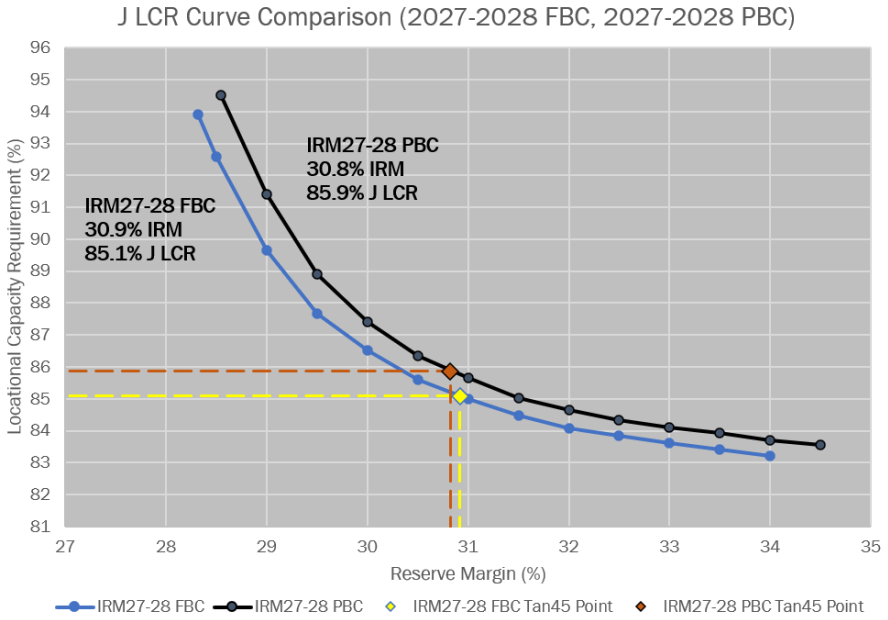

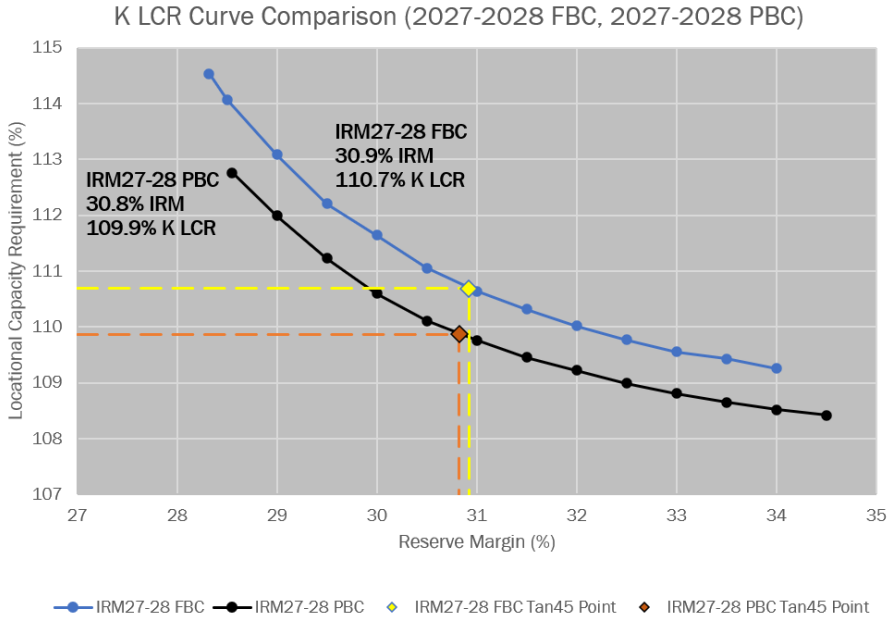

New York ISO

©COPYRIGHT NYISO 2026. ALL RIGHTS RESERVED

Impact of TSL Floor (Minimum LCR Percentage) Values

- The NYISO presented updated seasonal TSL floor values and associated minimum LCR percentage values for the 2027–2028 Capability Period at the 10/6/2026 ICAP Working Group meeting. [2]
  - Preliminary Summer and Winter TSL floor values were calculated with the Summer TSL floor values being the more binding ones.
  - Beginning with the 2027-2028 Capability Year, the NYISO uses the seasonal TSL floor values to derive "minimum LCR" percentage values that are used to account for the more binding of the seasonal TSL floor values when determining LCRs.
- By adjusting the LCRs to respect the minimum LCR percentage values while maintaining the IRM from Tan45 results, the LOLE decreases from 0.100 to 0.090.
- By adjusting the LCRs to respect the minimum LCR percentage values while maintaining the LOLE at criterion, the IRM decreases by 0.8%.

TSL Floor Impact	Case	IRM	Load Zone J	Load Zone K	G-J Locality	LOLE
2027-2028 IRM FBC	Tan45	30.9%	85.1%	110.7%	89.6%	0.100
	Tan45 IRM + Prelim. TSL Floors	30.9%	88.3%	111.9%	84.2%	0.090
	IRM + Prelim. TSL Floors (At-Criteria)	30.1%	88.3%	111.9%	84.2%	0.100

[2] Recommended Transmission Security Limit (TSL) Floor Methodology

New York ISO

©COPYRIGHT NYISO 2026. ALL RIGHTS RESERVED

Tan45 Curves with TSL Floor (Minimum LCR Percentage) Values

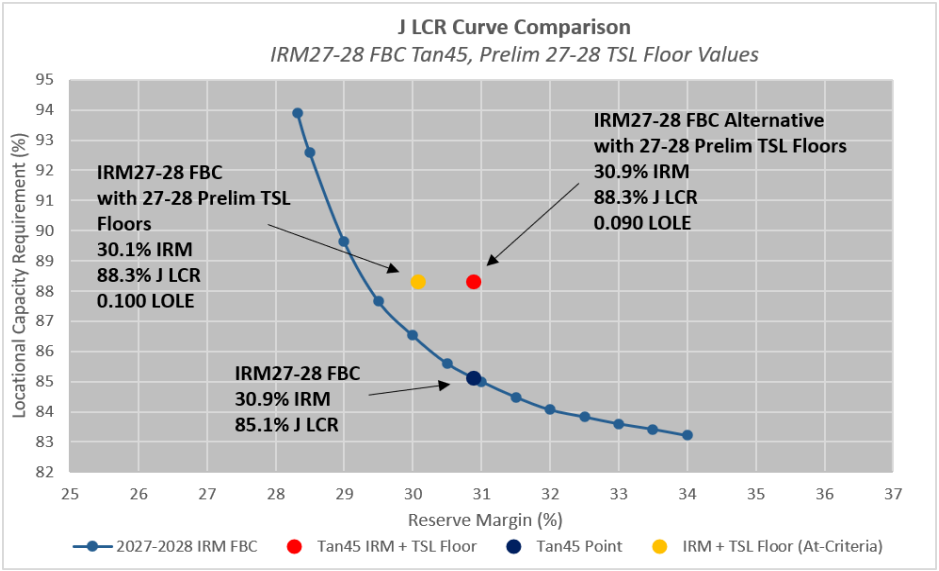

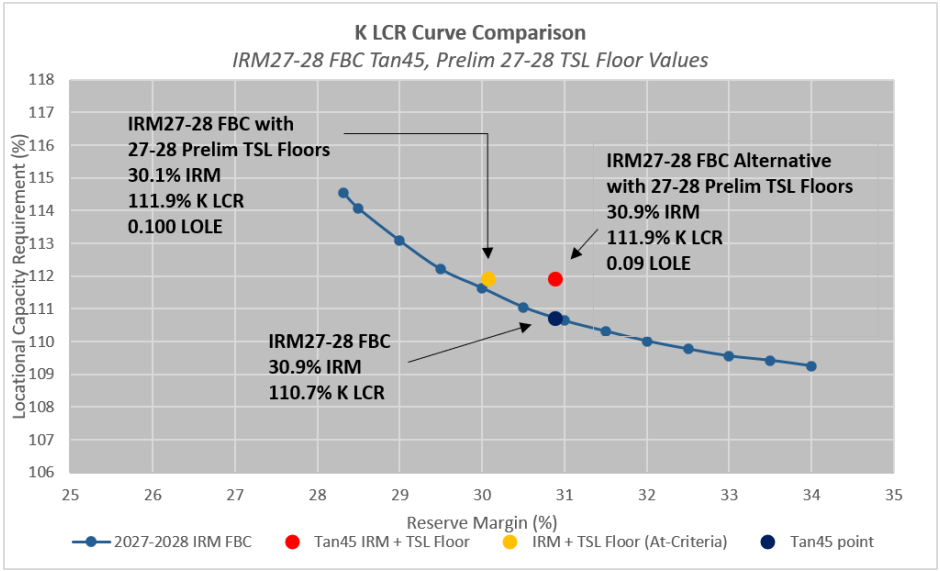

- The preliminary 2027-2028 TSL floor assessment points do not lie directly on the Tan45 curve because the 0.100 LOLE criterion can be satisfied by more than one combination of Load Zone J and Load Zone K capacity requirements.

New York ISO

©COPYRIGHT NYISO 2026. ALL RIGHTS RESERVED

Questions?

© COPYRIGHT NYISO 2026. ALL RIGHTS RESERVED.

New York ISO

Our Mission and Vision

Mission

Ensure power system reliability and competitive markets for New York in a clean energy future

Vision

Working together with stakeholders to build the cleanest, most reliable electric system in the nation



New York ISO

©COPYRIGHT NYISO 2026. ALL RIGHTS RESERVED