Row Labels	Average of LOLE	StdDev of LOLE	Min of LOLE	Max of LOLE
SHAP2021	0.1151	0.2138	0.012	3.267
SHAP2022	0.0719	0.2033	0	2.325
SHAP2023	0.1236	0.1188	0.006	1.105
SHAP2024	0.0935	0.1340	0.012	1.662
SHAP2025	0.0966	0.1489	0.012	1.75

Row Labels	Average of EUE	StdDev of EUE	Min of EUE	Max of EUE
SHAP2021	192.5	336.9	2.5	5704.8
SHAP2022	95.4	231.1	0.0	2703.8
SHAP2023	289.1	352.6	11.2	3674.7
SHAP2024	198.5	239.3	6.4	2329.8
SHAP2025	166.9	199.3	2.9	1921.4

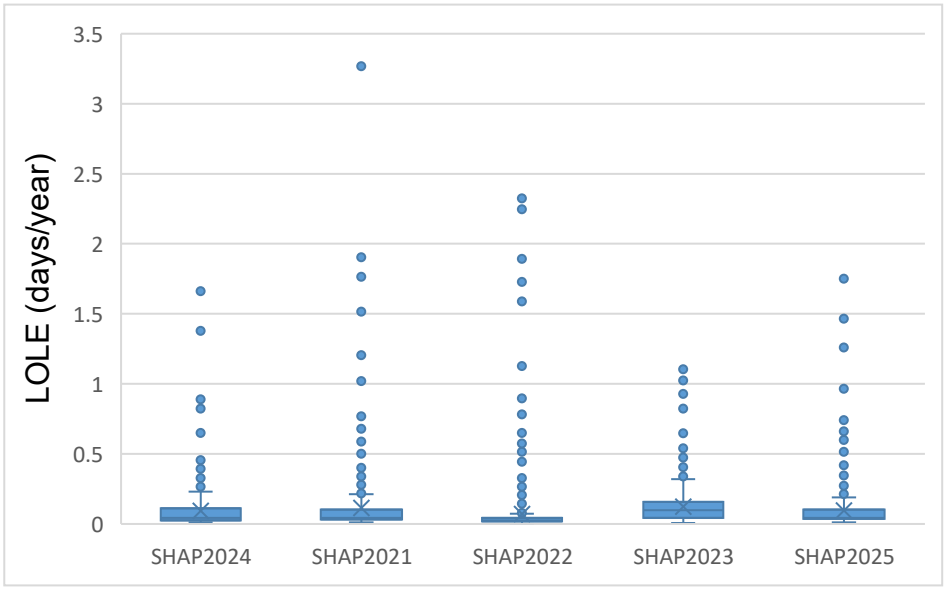
LOLE (days/year)
3.5
3
2.5
2
1.5
1
0.5
0
SHAP2024
SHAP2021
SHAP2022
SHAP2023
SHAP2025

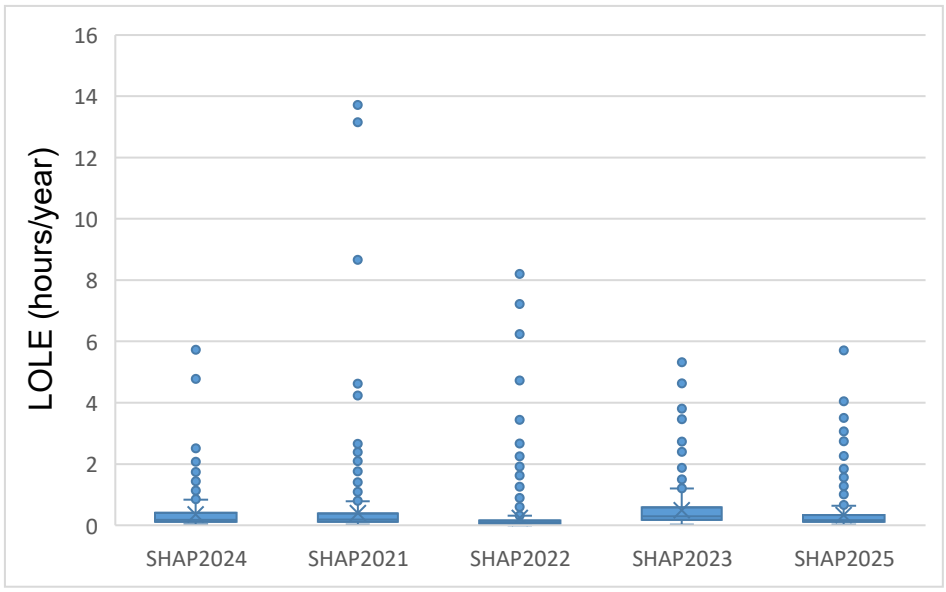
LOLE (hours/year)
16
14
12
10
8
6
4
2
0
SHAP2024
SHAP2021
SHAP2022
SHAP2023
SHAP2025


EUE (MWh/year)
6000
5000
4000
3000
2000
1000
0

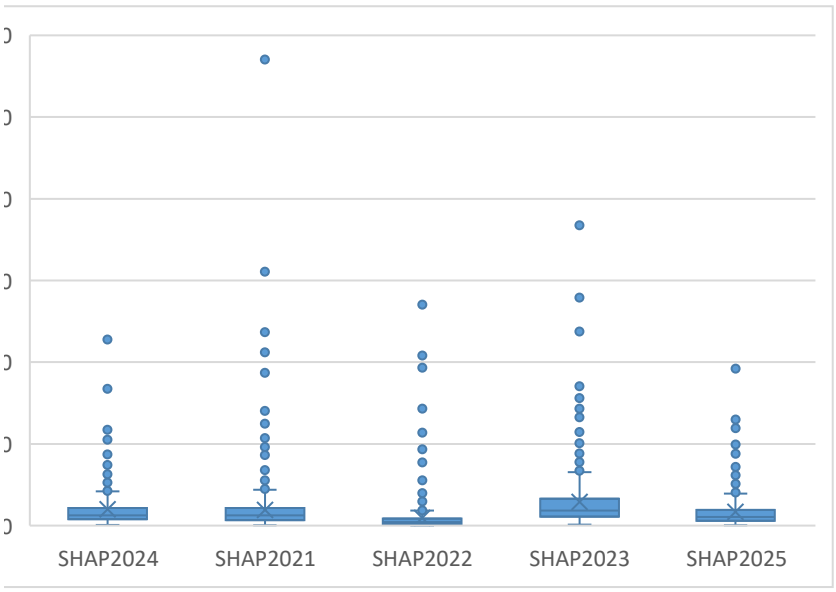
SHAP2024
SHAP2021
SHAP2022
SHAP2023
SHAP2025